

INDEPENDENT AUDITOR'S REPORT

To the Members of Fusion CX Private Limited (Formerly Xplore-Tech Services Private Limited)

Report on the Audit of the Consolidated Financial Statements

Opinion

We have audited the accompanying consolidated financial statements of Fusion CX Private Limited (Formerly Xplore-Tech Services Private Limited) (hereinafter referred to as the "Holding Company") and its subsidiaries (Holding Company and its subsidiaries together referred to as "the Group") as listed in Annexure 1, which comprise the Consolidated Balance Sheet as at March 31, 2024, the Consolidated Statement of Profit and Loss (including Other Comprehensive Income), the Consolidated Statement of Changes in Equity and the Consolidated Statement of Cash Flows for the year then ended, and notes to the Consolidated Financial Statements, including material accounting policy information and other explanatory information (hereinafter referred to as the "consolidated financial statements").

In our opinion and to the best of our information and according to the explanations given to us, and based on consideration of reports of other auditors on separate financial statements and on the other financial information of subsidiaries, the aforesaid consolidated financial statements give the information required by the Companies Act, 2013 ("the Act") in the manner so required and give a true and fair view in conformity with the Indian Accounting Standards prescribed under Section 133 of the Act read with Companies (Indian Accounting Standards) Rules, 2015, as amended ("Ind AS") and other accounting principles generally accepted in India, of their consolidated state of affairs of the Group as at March 31, 2024, of consolidated profit (including other comprehensive income), consolidated changes in equity and its consolidated cash flows for the year then ended.

Basis for Opinion

We conducted our audit of the consolidated financial statements in accordance with the Standards on Auditing (SAs), as specified under Section 143(10) of the Act. Our responsibilities under those SAs are further described in the Auditor's Responsibilities for the Audit of the Consolidated Financial Statements section of our report. We are independent of the Group in accordance with the ethical requirements that are relevant to our audit of the consolidated financial statements in terms of the Code of Ethics issued by Institute of Chartered Accountant of India ("ICAI"), and the relevant provisions of the Act and we have fulfilled our other ethical responsibilities in accordance with these requirements. We believe that the audit evidence we have obtained and on consideration of audit reports of other auditors referred to in paragraph (a) of the "Other Matters" section below, is sufficient and appropriate to provide a basis for our opinion.



Emphasis of Matter

We draw attention to Note 1 to the consolidated financial statements, which describes the Scheme of Amalgamation (the "Scheme") between the Holding Company and its wholly owned subsidiary, Competent Synergies Private Limited ("Transferor Company"), with an appointed date of April 1, 2023, as approved by Regional Director of East Region, Kolkata, vide its order dated February 1, 2024. Further, it also describes the Group's merger of three of its step down subsidiaries into its wholly owned subsidiary, O'Curran Inc. and its one step down subsidiary into its other step down subsidiary, at book values with effect from December 31, 2022. The above amalgamation and merger has been accounted for using the pooling of interest method in accordance with Ind AS 103: Business Combinations, for common control transactions.

Our opinion is not modified in respect of the above matter.

Information Other than the Consolidated Financial Statements and Auditor's Report Thereon

The Holding Company's Board of Directors is responsible for the other information. The other information comprises the Director's Report but does not include the consolidated financial statements and our auditor's report thereon.

Our opinion on the consolidated financial statements does not cover the other information and we do not express any form of assurance conclusion thereon.

In connection with our audit of the consolidated financial statements, our responsibility is to read the other information and, in doing so, consider whether the other information is materially inconsistent with the consolidated financial statements or our knowledge obtained in the audit or otherwise appears to be materially misstated. If, based on the work we have performed, we conclude that there is a material misstatement of this other information, we are required to report that fact. We have nothing to report in this regard.

Responsibilities of Management and Board of Directors for the Consolidated Financial Statements

The Holding Company's Board of Directors is responsible for the preparation and presentation of these consolidated financial statements in term of the requirements of the Act that give a true and fair view of the consolidated financial position, consolidated financial performance, consolidated changes in equity and consolidated cash flows of the Group in accordance with the accounting principles generally accepted in India, including the Accounting Standards specified under Section 133 of the Act. The respective Management and Board of Directors of the companies included in the Group are responsible for maintenance of adequate accounting records in accordance with the provisions of the Act for safeguarding the assets of the Group for preventing and detecting frauds and other irregularities; the selection and application of appropriate accounting policies; making judgments and estimates that are reasonable and prudent; and the design, implementation and maintenance of adequate internal financial controls, that were operating effectively for ensuring accuracy and completeness of the accounting records, relevant to the preparation and presentation of the consolidated financial statements that give a true and fair view and are free from material misstatement, whether due to fraud or error, which have been used for the purpose of preparation of the consolidated financial statements by the Management and Board of Directors of the Holding Company, as aforesaid.



In preparing the consolidated financial statements, the respective Management and Board of Directors of the companies included in the Group are responsible for assessing the ability of the Group to continue as a going concern, disclosing, as applicable, matters related to going concern and using the going concern basis of accounting unless the Board of Directors either intends to liquidate the Group or to cease operations, or has no realistic alternative but to do so.

The respective Board of Directors of the companies included in the Group are responsible for overseeing the financial reporting process of each company.

Auditor's Responsibilities for the Audit of the Consolidated Financial Statements

Our objectives are to obtain reasonable assurance about whether the consolidated financial statements as a whole are free from material misstatement, whether due to fraud or error, and to issue an auditor's report that includes our opinion. Reasonable assurance is a high level of assurance, but is not a guarantee that an audit conducted in accordance with Standards on Auditing ("SAs") will always detect a material misstatement when it exists. Misstatements can arise from fraud or error and are considered material if, individually or in the aggregate, they could reasonably be expected to influence the economic decisions of users taken on the basis of these consolidated financial statements.

We give in "Annexure A" a detailed description of Auditor's responsibilities for Audit of the Consolidated Financial Statements.

Other Matters

We did not audit the financial statements of 16 subsidiaries, whose financial statements / financial information reflect total assets of Rs. 9,238.74 lakhs as at March 31, 2024, total revenues of Rs. 14,317.69 lakhs and net cash flows amounting to Rs. 481.68 lakhs for the year ended on that date, as considered in the consolidated financial statements. These financial statements have been audited by other auditors whose reports have been furnished to us by the Management and our opinion on the consolidated financial statements, in so far as it relates to the amounts and disclosures included in respect of these subsidiaries, and our report in terms of sub-section (3) of Section 143 of the Act, in so far as it relates to the aforesaid subsidiaries, is based solely on the reports of the other auditors.

Certain of these subsidiaries are located outside India whose financial statements and other financial information have been prepared in accordance with accounting principles generally accepted in their respective countries and which have been audited by other auditors under generally accepted auditing standards applicable in their respective countries. The Holding Company's management has converted the financial statements and other financial information of such subsidiaries located outside India from accounting principles generally accepted in their respective countries to accounting principles generally accepted in India.



MSKC & Associates LLP

(Formerly known as M S K C & Associates)

Chartered Accountants

These conversion adjustments have been audited by another auditor. Our opinion in so far as it relates to the balances and affairs of such subsidiaries located outside India is based on the report of other auditors and the conversion adjustments prepared by the management of the Holding Company and audited by another auditor.

Our opinion on the consolidated financial statements is not modified in respect of the above matter.

Report on Other Legal and Regulatory Requirements

1. As required by Section 143(3) of the Act, based on our audit and on the consideration of the reports of the other auditors on the Separate Financial Statements of the subsidiaries referred to in the Other Matters section above we report, to the extent applicable, that:
 - a. We have sought and obtained all the information and explanations which to the best of our knowledge and belief were necessary for the purposes of our audit of the aforesaid consolidated financial statements;
 - b. In our opinion, proper books of account as required by law relating to preparation of the aforesaid consolidated financial statements have been kept so far as it appears from our examination of those books and the reports of the other auditors, except for the matters stated in the paragraph 2(h)(vi) below on reporting under Rule 11(g) and the Holding Company has not maintained daily back-up of books of accounts in case of Tally Prime Gold and other books and papers maintained in electronic mode in a server physically located in India;
 - c. The Consolidated Balance Sheet, the Consolidated Statement of Profit and Loss (including other comprehensive income), the Consolidated Statement of Changes in Equity and the Consolidated Statement of Cash Flow dealt with by this Report are in agreement with the relevant books of account maintained for the purpose of preparation of the consolidated financial statements;
 - d. In our opinion, the aforesaid consolidated financial statements comply with the Accounting Standards specified under Section 133 of the Act;
 - e. On the basis of the written representations received from the directors of the Holding Company as on March 31, 2024 taken on record by the Board of Directors of the Holding Company and the reports of the statutory auditors of its subsidiary companies, none of the directors of the Group companies are disqualified as on March 31, 2024 from being appointed as a director in terms of Section 164 (2) of the Act;
 - f. The reservation relating to the maintenance of accounts and other matters connected therewith are as stated in paragraph 2(b) above on reporting under Section 143(3)(b) and paragraph g)(vi) on reporting under Rule 11(g);



Head Office: Floor 2, 101-106 Congress Buildings, 573 Mount Road, Chennai 600006, INDIA
Tel: +91 44 2434 9866, +91 44 2434 9867 | LLPIN: ACK-7004

- g. With respect to the adequacy of internal financial controls with reference to consolidated financial statements of the Group and the operating effectiveness of such controls, refer to our separate report in "Annexure B"; and
- h. With respect to the other matters to be included in the Auditor's Report in accordance with Rule 11 of the Companies (Audit and Auditor's) Rules, 2014, in our opinion and to the best of our information and according to the explanations given to us:
- i) The consolidated financial statements disclose the impact of pending litigations on the consolidated financial position of the Group. Refer Note 38 to the consolidated financial statements.
 - ii) The Group did not have any material foreseeable losses on long-term contracts including derivative contracts.
 - iii) There were no amounts which were required to be transferred to the Investor Education and Protection Fund by the Holding Company, and its subsidiary company incorporated in India.
 - iv)
 - a. The respective Managements of the Holding Company and its subsidiaries, which are companies incorporated in India whose financial statements have been audited under the Act have represented to us and the other auditors of such subsidiaries respectively that, to the best of their knowledge and belief, no funds have been advanced or loaned or invested (either from borrowed funds or share premium or any other sources or kind of funds) by the Holding Company or any of such subsidiaries, to or in any other person(s) or entity(ies), including foreign entities with the understanding, whether recorded in writing or otherwise, as on the date of this audit report, that such parties shall, directly or indirectly lend or invest in other persons or entities identified in any manner whatsoever by or on behalf of the Holding Company or any of such subsidiaries ("Ultimate Beneficiaries") or provide any guarantee, security or the like on behalf of the Ultimate Beneficiaries.
 - b. The respective Managements of the Holding Company and its subsidiaries, which are companies incorporated in India whose financial statements have been audited under the Act have represented to us and the other auditors of such subsidiaries, respectively that, to the best of their knowledge and belief, no funds have been received by the Holding Company or any of such subsidiaries, from any person(s) or entity(ies), including foreign entities with the understanding, whether recorded in writing or otherwise, as on the date of this audit report, that the Holding Company or any of such subsidiaries, shall, directly or indirectly, lend or invest in other persons or entities identified in any manner whatsoever by or on behalf of the Funding Party ("Ultimate Beneficiaries") or provide any guarantee, security or the like on behalf of the Ultimate Beneficiaries.



c. Based on the audit procedures that have been considered reasonable and appropriate in the circumstances performed by us and that performed by the auditors of the subsidiaries, which are companies incorporated in India whose financial statements have been audited under the Act, and according to the information and explanations provided to us by the Management of the Holding company in this regard nothing has come to our or other auditors' notice that has caused us or the other auditors to believe that the representations under sub-clause (i) and (ii) of Rule 11(e) as provided under (a) and (b) above, contain any material mis-statement.

v) The interim dividend declared and paid by the Holding Company during the year and until the date of this audit report is in accordance with Section 123 of the Companies Act 2013.

The Board of Directors of the Holding Company have proposed final dividend for the year which is subject to the approval of the members at the ensuing Annual General Meeting. The dividend declared is in accordance with Section 123 of the Act to the extent it applies to declaration of dividend. (Refer Note 45 to the consolidated financial statements); and

vi) Based on our examination, one of the accounting software used by the Holding Company for maintaining its books of account during the year ended March 31, 2024 did not have a feature of recording audit trail (edit log) facility (Refer Note 52 to the consolidated financial statements).

Also, based on our examination, the Group has used an accounting software for maintaining its books of account during the year ended March 31, 2024, which has a feature of recording audit trail (edit log) facility at the application level and the same has been enabled. However, the database level of the said software has been managed and maintained by a third-party software service provider. In the absence of independent service auditor's report, we are unable to comment whether the audit trail feature has been enabled and operated throughout the year at database level to log any direct changes. Also, we are unable to comment as to whether there were any instances of the audit trail feature been tampered with at the database level.

Further, the audit trail feature which has been enabled at the application level, as stated above, has been operated throughout the year for all relevant transactions recorded in the accounting software during the year ended March 31, 2024. Also, during the course of our examination, we did not come across any instance of audit trail feature being tampered with, at the application level.



MSKC & Associates LLP

(Formerly known as M S K C & Associates)
Chartered Accountants

2. In our opinion, according to information, explanations given to us, the provisions of Section 197 of the Act and the rules thereunder are not applicable to the Group as it is a private Company.
3. According to the information and explanations given to us, the details of qualifications/adverse remarks made by the respective auditor of the subsidiary incorporated in India in the Companies (Auditor's Report) Order 2020 (CARO) Report issued till the date of our audit report for the companies included in the consolidated financial statements are as follows:

Sr. No	Name of the Company	CIN	Type of Company (Holding /Subsidiary/ Associate)	Clause number of the CARO Report which is qualified or Adverse
1	Fusion CX Private Limited (Formerly Xplore-tech Services Private Limited)	U72900WB2004PTC097921	Holding Company	Clause 3 (vii)(a)

For M S K C & Associates LLP (Formerly M S K C & Associates)
Chartered Accountants
ICAI Firm Registration Number: 0015955/S000168

Aditya P. K.

Aditya Pawankumar Jalan
Partner
Membership No. 148511
UDIN: 24148511BLAXAW6697



Place: Kolkata
Date: December 25, 2024

Annexure 1

List of entities included in the consolidated financial statements

Name of the entity	Relationship
O'Curran Inc.	Subsidiary
Fusion BPO Services S.A DE C.V Fusion BPO Invest Inc. (Incorporated in USA) Fusion BPO Services S.A.S(Incorporated in Columbia) Vital Recovery Services LLC. Fusion BPO Philippines Inc. Fusion BPO Services Mexico Boomsourcing LLC. Teleserv Asia Solutions Inc. Fusion BPO Services Limited (Jamaica) Fusion BPO Services Limited (UK) Omind Technologies.Inc.	Subsidiary of O'Curran Inc.
Fusion BPO Services Limited (Canada)	Subsidiary
Ameridial Inc. Fusion BPO Services Sh.p.k (Albania) Finaccess BPO	Subsidiary of Fusion BPO Services Limited (Canada)
Ready Call Centre	Subsidiary of Ameridial Inc.
Fusion BPO Services Sh.p.k (Kosovo)	Subsidiary of Fusion BPO Services Sh.p.k (Albania)
Phoneo (Moroco) Parolis (Moroco) Parolis Maroc Services (Moroco) Mondial Phone (Moroco) Paro Services Maroc (Moroco) Parolis (France)	Subsidiary of Finaccess BPO
Omind Technologies Pvt. Ltd.	Subsidiary of Omind Technologies Inc.
Fusion BPO Services Co. Ltd. (Incorporated in Thailand)	Subsidiary of Fusion BPO Philippines Inc.



ANNEXURE A TO THE INDEPENDENT AUDITOR'S REPORT ON EVEN DATE ON THE CONSOLIDATED FINANCIAL STATEMENTS OF FUSION CX PRIVATE LIMITED (FORMERLY XPLORE-TECH SERVICES PRIVATE LIMITED)

Auditor's Responsibilities for the Audit of the Consolidated Financial Statements

As part of an audit in accordance with SAs, we exercise professional judgment and maintain professional skepticism throughout the audit. We also:

- Identify and assess the risks of material misstatement of the consolidated financial statements, whether due to fraud or error, design and perform audit procedures responsive to those risks, and obtain audit evidence that is sufficient and appropriate to provide a basis for our opinion. The risk of not detecting a material misstatement resulting from fraud is higher than for one resulting from error, as fraud may involve collusion, forgery, intentional omissions, misrepresentations, or the override of internal control.
- Obtain an understanding of internal control relevant to the audit in order to design audit procedures that are appropriate in the circumstances. Under Section 143(3)(i) of the Act, we are also responsible for expressing our opinion on whether the Holding Company has adequate internal financial controls with reference to consolidated financial statements in place and the operating effectiveness of such controls.
- Evaluate the appropriateness of accounting policies used and the reasonableness of accounting estimates and related disclosures made by the management and Board of Directors.
- Conclude on the appropriateness of the management and Board of Directors use of the going concern basis of accounting and, based on the audit evidence obtained, whether a material uncertainty exists related to events or conditions that may cast significant doubt on the ability of the Group and to continue as a going concern. If we conclude that a material uncertainty exists, we are required to draw attention in our auditor's report to the related disclosures in the consolidated financial statements or, if such disclosures are inadequate, to modify our opinion. Our conclusions are based on the audit evidence obtained up to the date of our auditor's report. However, future events or conditions may cause the Group to cease to continue as a going concern.
- Evaluate the overall presentation, structure and content of the consolidated financial statements, including the disclosures, and whether the consolidated financial statements represent the underlying transactions and events in a manner that achieves fair presentation.
- Obtain sufficient appropriate audit evidence regarding the financial information of the entities or business activities within the Group and to express an opinion on the consolidated financial statements. We are responsible for the direction, supervision and performance of the audit of the financial statements of such entities included in the consolidated financial statements of which we are the independent auditors. For the other entities included in the consolidated financial statements, which have been audited by other auditors, such other auditors remain responsible for the direction, supervision and performance of the audits carried out by them. We remain solely responsible for our audit opinion.



Head Office: Floor 2, 101-106 Congress Buildings, 573 Mount Road, Chennai 600006, INDIA
Tel: +91 44 2434 9866, +91 44 2434 9867 | LLPIN: ACK-7004

MSKC & Associates LLP

(Formerly known as M S K C & Associates)
Chartered Accountants

We communicate with the management of the Holding Company and such other entities included in the consolidated financial statements of which we are the independent auditors regarding, among other matters, the planned scope and timing of the audit and significant audit findings, including any significant deficiencies in internal control that we identify during our audit.

We also provide the management with a statement that we have complied with relevant ethical requirements regarding independence, and to communicate with them all relationships and other matters that may reasonably be thought to bear on our independence, and where applicable, related safeguards.

For M S K C & Associates LLP (Formerly M S K C & Associates)
Chartered Accountants
ICAI Firm Registration Number: 0015955/S000168

Aditya P. Jalan

Aditya Pawankumar Jalan
Partner
Membership No. 148511
UDIN: 24148511BLAXAW6697



Place: Kolkata
Date: December 25, 2024

ANNEXURE B TO THE INDEPENDENT AUDITOR'S REPORT OF EVEN DATE ON THE CONSOLIDATED FINANCIAL STATEMENTS OF FUSION CX PRIVATE LIMITED (FORMERLY XPLORE-TECH SERVICES PRIVATE LIMITED)

[Referred to in paragraph 1(g) under 'Report on Other Legal and Regulatory Requirements' in the Independent Auditors' Report of even date to the Members of Fusion CX Private Limited (Formerly Xplore-Tech Services Private Limited) on the consolidated Financial Statements for the year ended March 31, 2024]

Report on the Internal Financial Controls under Clause (i) of Sub-section 3 of Section 143 of the Companies Act, 2013 ("the Act")

Opinion

In conjunction with our audit of the consolidated financial statements of the Company as of and for the year ended March 31, 2024, we have audited the internal financial controls reference to consolidated financial statements of Fusion CX Private Limited (Formerly Xplore-Tech Services Private Limited) (hereinafter referred to as "the Holding Company") which includes the internal financial controls over financial reporting of the Holding Company and its subsidiary company (the Holding Company and its subsidiary together referred to as "the Group"), which are companies incorporated in India, as of that date.

In our opinion, and to the best of our information and according to the explanations given to us, the Holding Company and its subsidiary company, which are companies incorporated in India, have, in all material respects, an adequate internal financial controls with reference to consolidated financial statements and such internal financial controls with reference to consolidated financial statements were operating effectively as at March 31, 2024, based on the internal financial controls with reference to consolidated financial statements criteria established by the respective companies considering the essential components of internal control stated in the Guidance Note on Audit of Internal Financial Controls Over Financial Reporting issued by the Institute of Chartered Accountants of India ("the ICAI").

Management and Board of Director's Responsibility for Internal Financial Controls

The respective Management and the Board of Directors of the Holding Company and its subsidiary company, which are companies incorporated in India, are responsible for establishing and maintaining internal financial controls based on the internal control with reference to consolidated financial statements criteria established by the respective companies considering the essential components of internal control stated in the Guidance Note. These responsibilities include the design, implementation and maintenance of adequate internal financial controls that were operating effectively for ensuring the orderly and efficient conduct of its business, including adherence to the respective company's policies, the safeguarding of its assets, the prevention and detection of frauds and errors, the accuracy and completeness of the accounting records, and the timely preparation of reliable financial information, as required under the Act.



Auditor's Responsibility

Our responsibility is to express an opinion on the internal financial controls with reference to consolidated financial statements of the Holding Company and its subsidiary company, which are companies incorporated in India, based on our audit. We conducted our audit in accordance with the Guidance Note on Audit of Internal Financial Controls Over Financial Reporting (the "Guidance Note") issued by the ICAI and the Standards on Auditing prescribed under Section 143(10) of the Act, to the extent applicable to an audit of internal financial controls. Those Standards and the Guidance Note require that we comply with ethical requirements and plan and perform the audit to obtain reasonable assurance about whether adequate internal financial controls with reference to consolidated financial statements was established and maintained and if such controls operated effectively in all material respects.

Our audit involves performing procedures to obtain audit evidence about the adequacy of the internal financial controls with reference to consolidated financial statements and their operating effectiveness. Our audit of internal financial controls with reference to consolidated financial statements included obtaining an understanding of internal financial controls with reference to consolidated financial statements, assessing the risk that a material weakness exists, and testing and evaluating the design and operating effectiveness of internal control based on the assessed risk. The procedures selected depend on the auditor's judgement, including the assessment of the risks of material misstatement of the consolidated financial statements, whether due to fraud or error.

We believe that the audit evidence we have obtained and the audit evidence obtained by the other auditor in terms of their report referred to in the Other Matter paragraph below, is sufficient and appropriate to provide a basis for our audit opinion on the internal financial controls with reference to consolidated financial statements of the Holding Company and its subsidiary company, which are companies incorporated in India.

Meaning of Internal Financial Controls With Reference to Consolidated Financial Statements

A company's internal financial control with reference to consolidated financial statements is a process designed to provide reasonable assurance regarding the reliability of financial reporting and the preparation of consolidated financial statements for external purposes in accordance with generally accepted accounting principles. A company's internal financial control with reference to consolidated financial statements includes those policies and procedures that (1) pertain to the maintenance of records that, in reasonable detail, accurately and fairly reflect the transactions and dispositions of the assets of the company; (2) provide reasonable assurance that transactions are recorded as necessary to permit preparation of consolidated financial statements in accordance with generally accepted accounting principles, and that receipts and expenditures of the company are being made only in accordance with authorizations of management and directors of the company; and (3) provide reasonable assurance regarding prevention or timely detection of unauthorized acquisition, use, or disposition of the company's assets that could have a material effect on the consolidated financial statements.



MSKC & Associates LLP

(Formerly known as M S K C & Associates)

Chartered Accountants

Inherent Limitations of Internal Financial Controls With Reference to Consolidated Financial Statements

Because of the inherent limitations of internal financial controls with reference to consolidated financial statements, including the possibility of collusion or improper management override of controls, material misstatements due to error or fraud may occur and not be detected. Also, projections of any evaluation of the internal financial controls with reference to consolidated financial statements to future periods are subject to the risk that the internal financial control with reference to consolidated financial statements may become inadequate because of changes in conditions, or that the degree of compliance with the policies or procedures may deteriorate.

Other Matter

Our aforesaid report under Section 143(3)(i) of the Act on the adequacy and operating effectiveness of the internal financial controls with reference to consolidated financial statements insofar as it relates to one subsidiary company, which is company incorporated in India, is based on the corresponding report of the auditor of such company incorporated in India. Our opinion is not modified in respect of this matter.

For M S K C & Associates LLP (Formerly M S K C & Associates)

Chartered Accountants

ICAI Firm Registration Number: 0015955/S000168

Aditya P. K.

Aditya Pawankumar Jalan
Partner
Membership No. 148511
UDIN: 24148511BLAXAW6697



Place: Kolkata
Date: December 25, 2024

Fusion CX Private Limited (Formerly Xplore-Tech Services Private Limited)
Consolidated Balance Sheet as at 31 March 2024
(All amount are in INR Lakhs, unless otherwise stated)

Particulars	Notes	As at 31 March 2024	As at 31 March 2023	As at 01 April 2022
Assets				
Non-current assets				
Property, plant and equipment	6	8,327.18	7,411.04	6,053.95
Right-of-use assets	7(a)	10,001.20	5,907.34	4,104.66
Capital work-in-progress	8	646.03	472.53	163.10
Goodwill	53	8,763.89	7,097.07	2,361.01
Other intangible assets	9	8,302.34	4,015.36	4,020.93
Intangible assets under development	10	1,243.69	-	530.88
Financial assets				
Investments	11	349.45	310.31	275.61
Loans	12	1,581.37	2,803.22	1,089.98
Other financial assets	13	1,332.17	1,378.28	1,685.85
Deferred tax assets (net)	36	1,412.67	810.79	669.47
Non-current tax assets (net)	14(a)	696.70	1,067.20	654.50
Other non-current assets	15	191.78	234.52	48.25
Total non-current assets		42,848.47	31,507.66	21,658.19
Current assets				
Financial assets				
Trade receivables	16	25,403.59	21,814.00	14,054.47
Cash and cash equivalents	17	2,016.62	3,059.35	7,318.19
Bank balances other than cash and cash equivalents	18	293.49	135.09	544.00
Loans	19	146.95	124.00	75.82
Other financial assets	20	820.41	314.31	259.82
Current tax assets (net)	14(b)	759.21	-	-
Other current assets	21	4,512.94	3,367.20	2,681.25
Total current assets		33,953.21	28,813.95	24,933.55
Total Assets		76,801.68	60,321.61	46,591.74
Equity and Liabilities				
Equity				
Equity share capital	22	1,260.12	1,260.12	315.03
Other equity	23	25,854.16	22,460.82	18,461.45
Total equity		27,114.28	23,720.94	18,776.48
Liabilities				
Non-current liabilities				
Financial liabilities				
Borrowings	24(a)	7,067.75	3,816.67	3,725.59
Lease liabilities	7(b)	7,501.76	4,429.99	2,777.16
Provisions	25(a)	341.85	418.28	409.14
Deferred tax liabilities (net)	36	-	1.50	14.16
Other non current financial liabilities	26	1,355.35	-	277.56
Total non-current liabilities		16,266.71	8,666.44	7,203.61
Current liabilities				
Financial liabilities				
Borrowings	24(b)	13,993.15	9,679.52	5,866.62
Lease liabilities	7(b)	3,146.30	1,729.78	1,515.98
Trade payables	27	-	-	-
Total outstanding dues of micro enterprises and small enterprises		667.36	57.61	64.52
Total outstanding dues other than above micro enterprises and small enterprises		4,686.91	7,039.35	5,010.45
Other financial liabilities	28	5,953.89	5,157.30	3,898.13
Other current liabilities	29	3,971.24	3,322.49	2,423.88
Provisions	25(b)	53.86	114.60	94.91
Current tax liabilities (net)	14(c)	947.98	833.58	1,737.16
Total current liabilities		33,420.69	27,934.23	20,611.65
Total liabilities		49,687.40	36,600.67	27,815.26
Total Equity and Liabilities		76,801.68	60,321.61	46,591.74

The accompanying notes are an integral part of the consolidated financial statements

As per our report of even date
M S K C B Associates LLP (Formerly known as M S K C B Associates)
Chartered Accountants
Firm Registration Number - 0015955/S000168

Aditya Pawankumar Jalan
Partner
Membership No: 148511



Place: Kolkata
Date: 25 December 2024

For and on behalf of the Board of Directors of
Fusion CX Private Limited
(Formerly Xplore-Tech Services Private Limited)
CIN No. : U72900WB2004PTC097921

Pankaj Dhanuka Kishore Saraogi
Director Director
DIN: 00569195 DIN: 00623022
Barun Singh Amit Soni
Company Secretary Chief Financial Officer

Place: Kolkata
Date: 25 December 2024

Fusion CX Private Limited (Formerly Xplore-Tech Services Private Limited)
Consolidated Statement of Profit And Loss for the year ended 31 March 2024
(All amount are in INR Lakhs, unless otherwise stated)

Particulars	Notes	For the year ended 31 March 2024	For the year ended 31 March 2023
Income			
Revenue from operations	30	99,131.52	1,10,499.06
Other income	31	3,021.34	4,183.35
Total Income		1,02,152.86	1,14,682.41
Expenses			
Employee benefits expenses	32	67,997.52	76,574.78
Finance costs	33	1,895.60	1,468.85
Depreciation and amortisation expense	34	4,897.67	5,620.30
Other expenses	35	23,693.57	26,879.97
Total expenses		98,484.36	1,10,543.90
Profit before tax		3,668.50	4,138.51
Income tax expense	36		
Current tax		589.91	475.17
Tax pertaining to earlier years		-	60.56
Deferred tax		(547.53)	(381.08)
Total tax expense		42.38	154.65
Profit for the year		3,626.12	3,983.86
Other comprehensive income			
Items that will not be reclassified subsequently to profit or loss			
Remeasurement gain/(loss) of net defined benefit plan	39	123.95	7.09
Income tax effect on above	36	30.71	0.13
Items that will be reclassified subsequently to profit or loss			
Foreign currency translation reserve	23	295.89	(1,111.16)
Other comprehensive Income for the year, net of tax		389.13	(1,104.20)
Total comprehensive income for the year		4,015.25	2,879.66
Earnings per equity share of 1 each (INR)	37		
- Basic (INR)		2.88	3.16
- Diluted (INR)		2.88	3.16

The accompanying notes are an integral part of the consolidated financial statements

As per our report of even date
M S K C & Associates LLP (Formerly known as M S K C & Associates)
Chartered Accountants
Firm Registration Number - 0015955/S000168

Aditya Pawankumar Jalan
Aditya Pawankumar Jalan
Partner
Membership No: 148511



For and on behalf of the Board of Directors of
Fusion CX Private Limited
(Formerly Xplore-Tech Services Private Limited)
CIN No. : U72900WB2004PTC097921

Pankaj Dhanuka
Pankaj Dhanuka
Director
DIN: 00569195

Barun Singh
Barun Singh
Company Secretary

Kishore Saraogi
Kishore Saraogi
Director
DIN: 00623022

Amit Soni
Amit Soni
Chief Financial Officer

Place: Kolkata
Date: 25 December 2024

Place: Kolkata
Date: 25 December 2024

Fusion CX Private Limited (Formerly Xplora-Tech Services Private Limited)
Consolidated Statement of Cash Flows for the year ended 31 March 2024
(All amount are in INR Lakhs, unless otherwise stated)

Particulars	For the year ended 31 March 2024	For the year ended 31 March 2023
Cash flow from operating activities		
Profit before tax	3,668.50	4,138.51
Adjustments for:		
Depreciation and amortisation expense	4,897.67	5,620.30
Finance costs	1,895.60	1,468.85
Interest income on:		
- Bank deposits	(25.14)	(60.50)
- Income tax refund	(69.24)	(21.13)
- Security deposit	(44.29)	(39.66)
- Lease receivables	(1.17)	(26.86)
- Loan to related parties	(102.59)	(71.75)
Dividend income	(39.69)	(34.70)
Share based compensation expenses	95.90	-
Gain on sale of property, plant and equipment (net)	(198.74)	(32.23)
Provision for credit allowances on trade receivables	88.64	104.16
Bad debts written off	673.10	78.02
Other receivables written off	66.76	-
Liabilities/ provisions no longer required written back	(1,708.53)	(553.10)
Unrealised Foreign exchange loss / (gain) on foreign currency transactions and translation	(4.81)	(140.18)
Operating profit before working capital changes	9,191.97	10,429.73
Changes in operating assets and liabilities		
Adjustments for (increase) / decrease in operating assets		
Trade receivables	(1,270.77)	(7,119.75)
Impact of Translation	(164.17)	341.76
Other financial assets	(570.41)	(559.70)
Other current assets	(521.21)	(703.79)
Adjustments for increase / (decrease) in operating liabilities		
Trade payables	(1,745.46)	1,419.21
Other financial liabilities	(232.34)	109.66
Other liabilities	360.96	898.60
Provisions	(399.72)	35.92
Cash generated from operations	4,648.85	4,851.64
Income tax paid (net)	(708.80)	(1,830.89)
Net cash flows generated from operating activities (A)	3,940.05	3,020.75
Cash flows from investing activities		
Purchase of property, plant & equipment and other intangible assets (including intangible assets under development, capital work-in-progress, capital advances and capital creditors)	(2,844.35)	(3,674.52)
Proceeds from sale of property, plant and equipment	263.42	318.33
Acquisition of subsidiaries	(4,928.28)	(4,028.58)
Fixed deposits with banks (net)	(52.71)	683.48
Loan given (net)	1,198.90	(1,761.42)
Dividend income	0.55	-
Lease rent received	52.62	189.97
Interest received	121.46	176.25
Net cash flows used in investing activities (B)	(6,188.39)	(8,096.49)
Cash flow from financing activities		
Dividend paid	(71.48)	(156.50)
Proceeds from long-term borrowings	3,113.73	713.55
Repayment of long-term borrowings	(1,259.52)	(511.53)
Proceeds from short-term borrowings (net)	3,251.44	3,812.90
Payment of lease obligations	(2,527.78)	(2,171.47)
Interest paid	(1,401.64)	(1,091.16)
Net cash flows (used in) / generated from financing activities (C)	1,104.75	595.79
Net (decrease) / increase in cash and cash equivalents (A+B+C)	(1,143.59)	(4,479.95)
Cash and cash equivalents at the beginning of the year	3,059.35	7,318.19
Cash and cash equivalents from acquisition of subsidiaries	100.86	221.11
Cash and cash equivalents at the end of the year	2,016.62	3,059.35



Fusion CX Private Limited (Formerly Xplore-Tech Services Private Limited)
Consolidated Statement of Cash Flows for the year ended 31 March 2024
(All amount are in INR Lakhs, unless otherwise stated)

Cash and cash equivalents comprises: (Refer note 17)

	For the year ended 31 March 2024	For the year ended 31 March 2023
Balances with banks		
In current accounts	1,999.94	3,045.92
Deposits with maturity of less than 3 months	6.05	6.56
Cash on hand	10.63	6.87
Balances as per Statement of Cash Flows	2,016.62	3,059.35

Note:

(i) The above Statement of Cash Flows has been prepared under the indirect method as set out in Indian Accounting Standard 7 (IND AS 7), "Statement of Cash Flows" notified under Section 133 of the Companies Act 2013.

(ii) Reconciliation between the opening and closing balances in the balance sheet for liabilities arising from financing activities:

Particulars	For the year ended 31 March 2024	For the year ended 31 March 2023
Opening balance	19,655.96	13,885.35
Cash flows:		
Proceeds from long-term borrowings	3,113.73	713.55
Repayment of long-term borrowings	(1,259.52)	(511.53)
Proceeds from short-term borrowings (net)	3,251.44	3,812.90
Addition due business combination	2,436.75	-
Payment on leases	(2,527.78)	(2,171.47)
Non cash flows :		
Additions to lease liabilities	6,442.56	3,373.74
Unrealise exchange gain/loss	22.29	(110.94)
Foreign currency translation reserve	76.92	265.50
Interest expenses on leases	496.59	398.86
Closing balance	31,708.95	19,655.96

The accompanying notes are an integral part of the consolidated financial statements

As per our report of even date
M S K C & Associates LLP (Formerly known as M S K C & Associates)
Chartered Accountants
Firm Registration Number - 0015955/S000168

Jalav 1.1.11
Aditya Pawankumar Jalan
Partner
Membership No: 148511



For and on behalf of the Board of Directors of
Fusion CX Private Limited
(Formerly Xplore-Tech Services Private Limited)
CIN No. : U72900WB2004PTC097921

Pankaj
Pankaj Dhanuka
Director
DIN: 00569195

Kishore
Kishore Saraogi
Director
DIN: 00623022

Barun Singh
Barun Singh
Company Secretary

Amit
Amit Soni
Chief Financial Officer

Place: Kolkata
Date: 25 December 2024

Place: Kolkata
Date: 25 December 2024

Fusion CX Private Limited (Formerly Xplore-Tech Services Private Limited)
Consolidated Statement of Changes in Equity for the year ended 31 March 2024
(All amount are in INR Lakhs, unless otherwise stated)

(A) Equity share capital (Refer note 22)

Particulars	No. of Shares	Amount
Balance as at 1 April 2022	31,50,310	315.03
Sub-division of equity shares	2,83,52,790	-
Issued during the year	9,45,09,300	945.09
Balance as at 31 March 2023	12,60,12,400	1,260.12
Issued during the year	-	-
Balance as at 31 March 2024	12,60,12,400	1,260.12

(B) Other equity (Refer note 23)

Particulars	Reserve and Surplus						Total
	Retained Earnings	Securities Premium	Capital Reserve on merger	General Reserve	Foreign Currency Translation Reserve	Share options outstanding account	
Balance as at 1 April 2022	14,792.58	2.25	3.22	1,115.80	547.60	-	18,461.45
Profit for the year	3,983.86	-	-	-	-	-	3,983.86
Other comprehensive income for the year	6.96	-	-	-	1,111.16	-	1,118.12
Adjustment due to issue of bonus shares	(945.09)	-	-	-	-	-	(945.09)
Dividend	(157.52)	-	-	-	-	-	(157.52)
Balance as at 31 March 2023	19,680.79	2.25	3.22	1,115.80	1,658.76	-	22,460.82
Share based payment to employees	-	-	-	-	-	95.90	95.90
Profit for the year	3,626.12	-	-	-	-	-	3,626.12
Other comprehensive income for the year	93.23	-	-	-	(295.90)	-	(202.67)
Less: Dividend	(126.01)	-	-	-	-	-	(126.01)
Balance as at 31 March 2024	23,274.13	2.25	3.22	1,115.80	1,362.86	95.90	25,854.16

The accompanying notes are an integral part of the consolidated financial statements

As per our report of even date
M S K C & Associates LLP (Formerly known as M S K C & Associates)
Chartered Accountants
Firm Registration Number - 001595S/S000168

Aditya P. A.
Aditya Pawankumar Jalan
Partner
Membership No: 148511



For and on behalf of the Board of Directors of
Fusion CX Private Limited
(Formerly Xplore-Tech Services Private Limited)
CIN No. : U72900WB2004PTC097921

Pankaj Dhanuka
Pankaj Dhanuka
Director
DIN: 00569195

Barun Singh
Barun Singh
Company Secretary

Kishore Saraogi
Kishore Saraogi
Director
DIN: 00623022

Amit Soni
Amit Soni
Chief Financial Officer

Place: Kolkata
Date: 25 December 2024

Place: Kolkata
Date: 25 December 2024

1 Corporate information

Fusion CX Private Limited (formerly known as Xplore-Tech Services Private Limited) is incorporated under the provision of the Companies Act, 1956 in the year 2004 with its headquarters located in Kolkata, India. The Company is engaged in providing business process management services with a global presence. The Company has client base in several countries including US, Canada and UK.

On 26 June 2024, the Company changed its name from Xplore-Tech Services Private Limited to Fusion CX Private Limited. All references to the old name in the consolidated financial statements should be interpreted as referring to the new name.

The Board of Directors of Fusion CX Private Limited (formerly known as Xplore-tech Services Private Limited), at its meeting held on April 20, 2023, had considered and approved the merger of its wholly owned subsidiary, Competent Synergies Private Limited ("CSPL") into Fusion CX Private Limited via a scheme of amalgamation ("the Scheme"). The Scheme received approval from the Regional Director (In-Charge) East Region, Kolkata, through an order dated February 1st 2024 with an appointed date for the merger being April 1, 2023. In accordance with Ind AS 103: "Business Combinations", for common control transactions, the merger has been accounted for using the pooling of interest method. The difference between the net identifiable assets acquired and the consideration paid pursuant to the merger has been adjusted with free reserves in the Consolidated Financial Statements.

Further, the Group merged three step down subsidiaries namely MKB Enterprise Inc., Vital Outsourcing Services Inc & Vital Solutions Inc into one of its wholly owned subsidiary, O'Curran Inc., and Advanced Communication Group, a step down subsidiary into Ameridial Inc, another step down subsidiary of the Company, with effect from December 31, 2022. This merger was effected at book values, and in line with the principles outlined in Ind AS 103, Business Combinations, for common control transactions, the merger has been accounted for using the pooling of interest method. The difference between the net identifiable assets acquired and consideration paid pursuant to the merger has been recognised as an adjustment with free reserves in the Consolidated Financial Statements.

2 Material accounting policies

2.1 Basis of preparation

(a) Statement of Compliance with Indian Accounting Standards (Ind AS)

These consolidated financial statements of the Company along with its subsidiaries ("the Group") have been prepared in accordance with the Indian Accounting Standards ('Ind AS') as notified by Ministry of Corporate Affairs ('MCA') under Section 133 of the Companies Act, 2013 ('Act') read with the Companies (Indian Accounting Standards) Rules, 2015, as amended and other relevant provisions of the Act.

These consolidated financial statements for the year ended 31 March 2024 are the first set of consolidated financial statements prepared in accordance with Ind AS. The date of transition to Ind AS is 01 April 2022 (hereinafter referred to as the 'transition date').

The consolidated financial statements for the year ended 31 March 2023 and the opening Balance Sheet as at 01 April 2022 have been prepared in accordance with Ind AS. Reconciliations and explanations of the effect of the transition from Previous GAAP to Ind AS on the Balance Sheet, Statement of Profit and Loss (including Comprehensive Income) and Cash Flow Statement are provided in Note 5.

Accounting policies have been consistently applied to all the years presented except where a newly issued accounting standard is initially adopted or a revision to an existing accounting standard requires a change in the accounting policy thereto in use.

The Holding Company in accordance with the first proviso to Rule 6 of Companies (Accounts) Rules, 2014, till the previous year had opted not to prepare the consolidated financial statements, considering that the Holding Company is a subsidiary of another Indian Company which files its consolidated financial statements with the Registrar of Companies, which are prepared in compliance with the applicable Accounting Standards. During the current year, the comparative financial information of the Group, for the year ended March 31, 2023, and the transition date opening balance sheet as at April 01, 2022 has been prepared under the general purpose framework in accordance with Ind AS and included in these consolidated financial statements for the first time.

These consolidated financial statements were approved for issue in accordance with a resolution of the directors on 25 December 2024.

(b) Basis of measurement

These consolidated financial statements have been prepared on accrual basis and under historical cost convention, except for the following:

- Certain financial assets and liabilities measured at fair value (refer accounting policy on financial instruments)
- Employees Defined benefit plans are recognised at the net total of the fair value of plan assets, and the present value of the defined benefit obligation as per actuarial valuation.

(c) Current versus non-current classification

The Group presents assets and liabilities in the balance sheet based on current/ non-current classification. An asset is treated as current when it is:

- Expected to be realised or intended to be sold or consumed in normal operating cycle
- Held primarily for the purpose of trading
- Expected to be realised within twelve months after the reporting period, or
- Cash or cash equivalent unless restricted from being exchanged or used to settle a liability for at least twelve months after the reporting period

All other assets are classified as non-current.

A liability is current when:

- It is expected to be settled in normal operating cycle
- It is held primarily for the purpose of trading
- It is due to be settled within twelve months after the reporting period, or
- There is no unconditional right to defer the settlement of the liability for at least twelve months after the reporting period

The terms of the liability that could, at the option of the counterparty, result in its settlement by the issue of equity instruments do not affect its classification.

The Group classifies all other liabilities as non-current.

Deferred tax assets and liabilities are classified as non-current assets and liabilities.

The operating cycle is the time between the acquisition of assets for processing and their realisation in cash and cash equivalents. The Group has identified twelve months as its operating cycle.


The Group has considered an operating cycle of 12 months.

(d) Presentation currency and rounding off

These consolidated financial statements are presented in Indian Rupees (INR) and all values are rounded to nearest lakhs, unless otherwise indicated.

(e) Going Concern

The Group has prepared the consolidated financial statements on the basis that it will continue to operate as a going concern.



(f) Use of estimates

The preparation of consolidated financial statements in conformity with Ind AS requires the Management to make estimate and assumptions that affect the reported amount of assets and liabilities as at the Balance Sheet date, reported amount of revenue and expenses for the year and disclosures of contingent liabilities as at the Balance Sheet date.

The estimates and assumptions used in the accompanying financial statements are based upon the Management's evaluation of the relevant facts and circumstances as at the date of the consolidated financial statements. Actual results could differ from these estimates. Estimates and underlying assumptions are reviewed on a periodic basis. Revisions to accounting estimates, if any, are recognized in the year in which the estimates are revised and in any future years affected. Refer Note 3 for details on estimates and judgments.

2.2 Basis of Consolidation

The consolidated financial statements relate to the Company, its Subsidiary Companies, and Step-Down subsidiaries (collectively referred herein under as the 'Group'). The consolidated financial statements have been prepared on the following basis:

- The financial statements of the Company and its subsidiary companies have been combined on a line-by-line basis by adding together like items of assets, liabilities, income and expenses. The intra-group balances and intra-group transactions and unrealized profits have been fully eliminated.
- The difference between the cost of investment in the subsidiaries, over the fair value of net assets at the time of acquisition of shares in the subsidiaries is recognized in the financial statements as Goodwill.
- The consolidated financial statements of the Group are presented in Indian Rupee ("Rs"), which is the functional currency of the Company and the presentation currency for the consolidated financial statements. In case of foreign subsidiaries, being non-integral foreign operations, income and expenses are consolidated at the average rate prevailing during the year. All assets and liabilities are converted at rates prevailing at the end of the year. Any exchange difference arising on consolidation is recognized in the Foreign Currency Translation Reserve.
- The consolidated financial statements are prepared using uniform accounting policies for like transactions and other events in similar circumstances and are presented in the same manner as the Company's separate financial statements.
- For list of subsidiary companies which are considered in the Consolidated Financial Statements refer note 54.

2.3 Summary of material accounting policies

(a) Property, plant, and equipment

Property, plant and equipment, are stated at historical cost of acquisition or construction less accumulated depreciation and impairment losses, if any. The cost of property, plant and equipment comprises its purchase price net of any discounts and rebates, any import duties and other taxes (other than those subsequently recovered from the tax authorities), any directly attributable expenditure on making the asset ready for its intended use.

Subsequent costs are included in the asset's carrying amount or recognized as a separate asset, as appropriate, only when it is probable that future economic benefits associated with the item will flow to the Group and the cost of the item can be measured reliably. The carrying amount of any component accounted for as a separate asset is derecognised when replaced. All other repairs and maintenance of revenue nature are charged to Statement of Profit and Loss during the reporting year in which they are incurred.

Property, plant and equipment are tested for impairment whenever events or changes in circumstances indicate that an asset may be impaired. If an impairment loss is determined, the remaining useful life of the asset is also subject to adjustment. If the reasons for previously recognised impairment losses no longer exists, such impairment losses are reversed and recognised in income. Such reversal shall not cause the carrying amount to exceed the amount that would have resulted had no impairment taken place during the preceding periods.

Property, plant and equipment not ready for the intended use on the date of Balance Sheet are disclosed as "Capital work-in-progress". Such items are classified to the appropriate category of Property, plant and equipment when completed and ready for intended use. Advances given towards acquisition/construction of Property, plant and equipment outstanding at each Balance Sheet date are disclosed as Capital Advances under "Other non-current assets".

On transition to Ind AS, the Group has elected to continue with the carrying value of all of its property, plant and equipment recognized as at 1 April 2022 measured as per the Indian GAAP and use that carrying value as the deemed cost of the property, plant and equipment.

Depreciation method, estimated useful lives and residual value

Depreciation is provided for property, plant and equipment on a straight-line basis so as to expense the cost less residual value over their estimated useful lives as prescribed in Schedule II of the Companies Act, 2013. The estimated useful lives and residual values are reviewed at the end of each reporting period, with the effect of any change in estimate accounted for on a prospective basis.

Depreciation on sale/disposal of property plant and equipment is provided up to the date preceding the date of sale/disposal as the case may be. Gains and losses on disposals are determined by comparing the sale proceeds with carrying amount and accordingly recorded in the Statement of Profit and Loss during the reporting year in which they are sold/disposed.

The estimated useful lives are as mentioned below

Asset Type	Useful life
Computer	3-6
Furniture and fixtures	10
Office equipment	5
Server	3 - 6
Plant and equipment	15
Leasehold improvement	3
Vehicle	8
Electrical installations	10



(b) Intangible assets

Intangible assets acquired separately are measured on initial recognition at cost. Following initial recognition, intangible assets are carried at cost less any accumulated amortisation and accumulated impairment losses. The useful lives of all the intangible assets of the Group are assessed as finite.

On transition to Ind AS, the Group has elected to continue with the carrying value of all of its intangible assets recognised as at 1 April 2022 measured as per the Previous GAAP and use that carrying value as the deemed cost of the intangible assets.

Particulars	Useful life
Customer List	5 years
Computer Software	3 - 5 years

Intangible assets with finite lives are amortised over the useful economic life and assessed for impairment whenever there is an indication that the intangible asset may be impaired. The amortisation period and the amortisation method for an intangible asset with a finite useful life are reviewed at least at the end of each reporting period. The amortisation expense on intangible assets with finite lives is recognised in the statement of profit and loss unless such expenditure forms part of carrying value of another asset.

An intangible asset is derecognised upon disposal (i.e., at the date the recipient obtains control) or when no future economic benefits are expected from its use or disposal. Any gain or loss arising upon derecognition of the asset (calculated as the difference between the net disposal proceeds and the carrying amount of the asset) is included in the consolidated statement of profit and loss when the asset is derecognised.

2.3 Summary of material accounting policies (cont'd)

(c) Leases

Identifying leases

The Group assesses at contract inception whether a contract is or contains a lease. That is, if the contract conveys the right to control the use of an identified asset for a period of time in exchange for consideration. Lease contracts entered by the Group majorly pertains for premises and equipments taken on lease to conduct its business in the ordinary course.

Group as a lessee

On 1 April, 2022, the Group had adopted Ind AS 116 "Leases" using the modified retrospective approach by applying the standard to all leases existing at the date of initial application. The Group also elected to use the recognition exemption for lease contracts that, at the commencement date, have a lease term of twelve months or less and do not contain a purchase option ("short-term leases") and lease contracts for which the underlying asset is of low value ("low value assets"). The Group recognises lease liabilities to make lease payments and right-of-use assets representing the right to use the underlying assets.

Right-of-use assets

The Group recognises right-of-use assets at the commencement date of the lease (i.e., the date the underlying asset is available for use). Right-of-use assets are measured at cost, less any accumulated depreciation and impairment losses, and adjusted for any remeasurement of lease liabilities. The cost of right-of-use assets includes the amount of lease liabilities recognised, initial direct costs incurred, and lease payments made at or before the commencement date less any lease incentives received. Right-of-use assets are depreciated on a straight-line basis over the shorter of the lease term and the estimated useful lives of the assets.

The right-of-use assets are also subject to impairment. Refer to the accounting policies in section 2.3(d) "Impairment of non-financial assets".

Lease liabilities

At the commencement date of the lease, the Group recognises lease liabilities measured at the present value of lease payments to be made over the lease term. The lease payments include fixed payments (including in substance fixed payments) less any lease incentives receivable, variable lease payments that depend on an index or a rate, and amounts expected to be paid under residual value guarantees. The lease payments also include the exercise price of a purchase option reasonably certain to be exercised by the Group and payments of penalties for terminating the lease, if the lease term reflects the Group exercising the option to terminate. Variable lease payments that do not depend on an index or a rate are recognised as expenses (unless they are incurred to produce inventories) in the period in which the event or condition that triggers the payment occurs.

In calculating the present value of lease payments, the Group uses its incremental borrowing rate at the lease commencement date because the interest rate implicit in the lease is not readily determinable. After the commencement date, the amount of lease liabilities is increased to reflect the accretion of interest and reduced for the lease payments made. In addition, the carrying amount of lease liabilities is remeasured if there is a modification, a change in the lease term, a change in the lease payments (e.g., changes to future payments resulting from a change in an index or rate used to determine such lease payments) or a change in the assessment of an option to purchase the underlying asset.


Short-term leases and leases of low-value assets

The Group applies the short-term lease recognition exemption to its short-term leases of machinery and equipment (i.e., those leases that have a lease term of 12 months or less from the commencement date and do not contain a purchase option). It also applies the lease of low-value assets recognition exemption to leases of office equipment that are considered to be low value. Lease payments on short-term leases and leases of low-value assets are recognised as expense on a straight-line basis over

(d) Impairment of non financial assets

The Group assesses, at each reporting date, whether there is an indication that an asset may be impaired. If any indication exists, or when annual impairment testing for an asset is required, the Group estimates the asset's recoverable amount. An asset's recoverable amount is the higher of an asset's or cash-generating unit's (CGU) fair value less costs of disposal and its value in use. The recoverable amount is determined for an individual asset, unless the asset does not generate cash inflows that are largely independent of those from other assets or group of assets. When the carrying amount of an asset or CGU exceeds its recoverable amount, the asset is considered impaired and is written down to its recoverable amount.

In assessing value in use, the estimated future cash flows are discounted to their present value using a pre-tax discount rate that reflects current market assessments of the time value of money and the risks specific to the asset. In determining fair value less costs of disposal, recent market transactions are taken into account. If no such transactions can be identified, an appropriate valuation model is used. These calculations are corroborated by valuation multiples, quoted share prices for publicly traded companies or other available fair value indicators.



2.3 Summary of material accounting policies (cont'd)

The Group bases its impairment calculation on detailed budgets and forecast calculations, which are prepared separately for each of the Group's CGUs to which the individual assets are allocated. These budgets and forecast calculations generally cover a period of five years. For longer periods, a long-term growth rate is calculated and applied to project future cash flows after the fifth year. To estimate cash flow projections beyond periods covered by the most recent budgets/forecasts, the Group extrapolates cash flow projections in the budget using a steady or declining growth rate for subsequent years, unless an increasing rate can be justified. In any case, this growth rate does not exceed the long-term average growth rate for the products, industries, or country or countries in which the Group operates, or for the market in which the asset is used.

Impairment losses are recognised in the consolidated Statement of Profit and Loss.

Current investments are carried in the financial statements at lower of cost and fair value determined on an individual investment basis. Long-term investments are carried at cost. However, provision for diminution in value is made to recognize a decline other than temporary in the value of the investments.

On disposal of an investment, the difference between its carrying amount and net disposal proceeds is charged or credited to the Statement of Profit and Loss.

Classification in the financial statements

Investments that are realizable within the period of twelve months from the balance sheet date are classified as current investments. All other investments are classified as non-current investments.

(g) Cash and cash equivalents

Cash and cash equivalents includes cash in hand, deposits held at call with banks, other short term highly liquid investments with original maturities of three months or less.

(h) Share Capital

Financial instruments issued by the Group are classified as equity only to the extent that they do not meet the definition of a financial liability or financial asset. The Group's ordinary shares are classified as equity instruments.

(i) Financial assets

(i) Initial recognition and measurement

At initial recognition, financial asset is measured at its fair value plus the transaction cost directly attributable to the acquisition of the financial asset in the case of a financial asset measured not at fair value through profit or loss. Transaction costs of financial assets carried at fair value through profit or loss are expensed in profit or loss.

(ii) Subsequent measurement

For purposes of subsequent measurement, financial assets are classified in following categories:

- a) at amortised cost; or
- b) at fair value through other comprehensive income; or
- c) at fair value through profit or loss.

The Group does not hold any financial assets classified at fair value through other comprehensive income; or at fair value through profit or loss. Accordingly, the Group holds only financial assets measured at amortised cost, therefore accounting policy of financial assets classified at amortised cost stated below:

Amortized cost: Assets that are held for collection of contractual cash flows where those cash flows represent solely payments of principal and interest are measured at amortized cost. Interest income from these financial assets is included in finance income using the effective interest rate method (EIR). After initial measurement, such financial assets are subsequently measured at amortised cost using the effective interest rate (EIR) method. Amortised cost is calculated by taking into account any discount or premium on acquisition and fees or costs that are an integral part of the EIR. The EIR amortization is included in finance income in the Statement of Profit and Loss.

Fair value through other comprehensive income (FVOCI): Assets that are held for collection of contractual cash flows and for selling the financial assets, where the assets' cash flows represent solely payments of principal and interest, are measured at fair value through other comprehensive income (FVOCI). Movements in the carrying amount are taken through OCI, except for the recognition of impairment gains or losses, interest revenue and foreign exchange gains and losses which are recognized in consolidated Statement of Profit and Loss.


When the financial asset is derecognised, the cumulative gain or loss previously recognized in OCI is reclassified from equity to Statement of Profit and Loss and recognized in other gains/ (losses). Interest income from these financial assets is included in other income using the effective interest rate method. The Company does not own any financial asset classified at fair value through other comprehensive income.

Fair value through profit or loss: Assets that do not meet the criteria for amortized cost or FVOCI are measured at fair value through profit or loss. Interest income from these financial assets is included in other income.

Equity instruments: All equity investments in scope of Ind AS 109 are measured at fair value. Equity instruments which are held for trading are classified as at FVTPL. For all other equity investments, the Company may make an irrevocable election to present in other comprehensive income subsequent changes in the fair value. The Company makes such election on an instrument-by-instrument basis. The classification is made on initial recognition and is irrevocable.

In case of equity instruments classified as at FVOCI, then all fair value changes on the instrument, excluding dividends, are recognized in the OCI. There is no recycling of the amounts from OCI to Statement of Profit and Loss, even on sale of investment. However, the Company may transfer the cumulative gain or loss within equity.

Equity instruments included within the FVTPL category are measured at fair value with all changes recognized in the Statement of Profit and Loss.



(iii) Impairment of financial assets

In accordance with Ind AS 109 "Financial Instruments", the Group applies Expected Credit Loss (ECL) model for measurement and recognition of impairment loss on the following financial assets and credit risk exposure:

a) Trade receivables:

The Group follows 'simplified approach' for recognition of impairment loss allowance on trade receivables resulting from transactions within the scope of Ind AS 115 "Revenue from Contracts with Customers". The application of simplified approach does not require the Group to track changes in credit risk. Rather, it recognizes impairment loss allowance based on lifetime ECL at each reporting date, right from its initial recognition.

b) Other financial assets:

For recognition of impairment loss on financial assets and risk exposure, the Group determines that whether there has been a significant increase in the credit risk since initial recognition. If credit risk has not increased significantly, 12-month ECL is used to provide for impairment loss. However, if credit risk has increased significantly, lifetime ECL is used. If in subsequent years, credit quality of the instrument improves such that there is no longer a significant increase in credit risk since initial recognition, then the entity reverts to recognizing impairment loss allowance based on 12 month ECL.

Lifetime ECL is the expected credit loss resulting from all possible default events over the expected life of a financial instrument. The 12 month ECL is a portion of the lifetime ECL which results from default events that are possible within 12 months after year end.

ECL is the difference between all contractual cash flows that are due to the Group in accordance with the contract and all cash flows that the entity expects to receive (i.e. all shortfalls), discounted at the original effective interest rate (EIR). When estimating the cash flows, an entity is required to consider all contractual terms of the financial instrument (including prepayment, extension etc.) over the expected life of the financial instrument. However, in rare cases when the expected life of the financial instrument cannot be estimated reliably, then the entity is required to use the remaining contractual term of the financial instrument.

ECL impairment loss allowance (or reversal) recognized during the year is recognized as income/expense in the Statement of Profit and Loss. For financial assets measured at amortised cost, ECL is presented as an allowance, i.e. as an integral part of the measurement of those assets in the Balance Sheet. The allowance reduces the net carrying amount. Until the asset meets write off criteria, the Group does not reduce impairment allowance from the gross carrying amount.

(iv) Derecognition of financial assets

A financial asset is derecognised only when:

a) the contractual rights to receive cash flows from the financial asset is transferred or expired.

b) retains the contractual rights to receive the cash flows of the financial asset, but assumes a contractual obligation to pay the received cash flows in full without material delay to one or more recipients.

Where the financial asset is transferred then in that case financial asset is derecognised only if substantially all risks and rewards of ownership of the financial asset is transferred. Where the entity has not transferred substantially all risks and rewards of ownership of the financial asset, the financial asset is not derecognised.

Where the financial asset is neither transferred, nor the entity retains substantially all risks and rewards of ownership of the financial asset, then in that case financial asset is derecognised only if the Group has not retained control of the financial asset. Where the Group retains control of the financial asset, the asset is continued to be recognised to the extent of continuing involvement in the financial asset. In that case, the Company also recognises an associated liability. The transferred asset and the associated liability are measured on a basis that reflects the rights and obligations that the Company has retained.

On derecognition of a financial asset, the difference between the carrying amount and the consideration received is recognised in the Statement of Profit and Loss.

(j) Financial liabilities and equity instruments

Classification as debt or equity

An instruments issued by a Group are classified as either financial liabilities or as equity in accordance with the substance of the contractual arrangements and the definitions of a financial liability and an equity instrument.

Equity instruments

An equity instrument is any contract that evidences a residual interest in the assets of an entity after deducting all of its liabilities. Equity instruments issued by the Group are recognised at the proceeds received, net of direct issue costs.

Repurchase of the Group's own equity instruments is recognised and deducted directly in equity. No gain or loss is recognised in Statement of Profit and Loss on the purchase, sale, issue or cancellation of the Group's own equity instruments. Dividend paid on equity instruments are directly reduced from equity.

Financial liabilities

(i) Initial recognition and measurement

Financial liabilities are classified, at initial recognition, as financial liabilities at fair value through profit or loss or at amortized cost, as appropriate.

All financial liabilities being loans, borrowings and payables are recognised net of directly attributable transaction costs.

(ii) Subsequent measurement

The measurement of financial liabilities depends on their classification, as described below:

Financial liabilities at amortised cost

Financial liabilities at fair value through profit or loss

The Group does not owe any financial liability which is either classified or designated at fair value through profit or loss. Accordingly, the Group holds only financial liabilities designated at amortised cost, therefore accounting policy of financial liabilities classified at amortised cost stated below:

Financial liabilities at amortised cost

All the financial liabilities of the Group are subsequently measured at amortised cost using the EIR method. Gains and losses are recognised in the Statement of Profit and Loss when the liabilities are derecognised as well as through the EIR amortization process. Amortised cost is calculated by taking into account any discount or premium on acquisition and fees or costs that are an integral part of the EIR. The EIR amortization is included as finance costs in the Statement of Profit and Loss.



2.3 Summary of material accounting policies (cont'd)

(iii) Derecognition

A financial liability is derecognised when the obligation under the liability is discharged or cancelled or expired. When an existing financial liability is replaced by another from the same lender on substantially different terms, or the terms of an existing liability are substantially modified, such an exchange or modification is treated as the derecognition of the original liability and the recognition of a new liability. The difference in the respective carrying amounts is recognized in the Statement of Profit and Loss as finance costs.

(iv) Offsetting financial instruments

Financial assets and liabilities are offset and the net amount is reported in the Balance Sheet where there is a legally enforceable right to offset the recognized amounts and there is an intention to settle on a net basis or realize the assets and settle liabilities simultaneously. The legally enforceable right must not be contingent on future events and must be enforceable in the normal course of business and in the event of default, insolvency or bankruptcy of the Group or the counterparty.

Financial instruments issued by the Group are classified as equity only to the extent that they do not meet the definition of a financial liability or financial asset. The Company's ordinary shares are classified as equity instruments.

2.3 Summary of material accounting policies (cont'd)

(k) Fair value measurement

A number of assets and liabilities included in the Group's financial statements require measurement at, and/or disclosure of, fair value.

Fair value is the price that would be received to sell an asset or paid to transfer a liability in an orderly transaction between market participants at the measurement date. The fair value measurement is based on the presumption that the transaction to sell the asset or transfer the liability takes place either:

- In the principal market for the asset or liability, or
- In the absence of a principal market, in the most advantageous market for the asset or liability accessible to the Group.

The Group uses valuation techniques that are appropriate in the circumstances and for which sufficient data are available to measure fair value, maximizing the use of relevant observable inputs and minimizing the use of unobservable inputs.

All assets and liabilities for which fair value is measured or disclosed in the consolidated financial statements are categorized within the fair value hierarchy, described as follows, based on the lowest level input that is significant to the fair value measurement as a whole:

- Level 1 – Quoted (unadjusted) market prices in active markets for identical assets or liabilities
- Level 2 – Valuation techniques for which the lowest level input that is significant to the fair value measurement is directly or indirectly observable
- Level 3 – Valuation techniques for which the lowest level input that is significant to the fair value measurement is unobservable

(l) Provisions, Contingent liabilities and Contingent Assets

Provisions are recognised only when there is a present obligation, as a result of past events, and when a reliable estimate of the amount of obligation can be made at the reporting date. These estimates are reviewed at each reporting date and adjusted to reflect the current best estimates. Provisions are discounted to their present values, where the time value of money is material.

A disclosure for a contingent liability is made when there is a possible obligation or a present obligation that probability will not require an outflow of resources or where a reliable estimate of the obligation cannot be made. Contingent assets are neither recorded nor disclosed in the consolidated financial statements.

(m) Revenue from contract with customers

Revenue is recognized to the extent, that it is probable that the economic benefits will flow to the Group and the revenue can be reliably measured.

Revenue from services

The Group's revenue from Business Process Management is recognized on an accrual basis in terms of agreement with the customers, when there is no uncertainty as to the measurement and collectability of consideration. In case of uncertainty, revenue recognition is postponed until the same is resolved. Revenue is recognized on satisfaction of performance obligation upon transfer of control of promised services to customers in an amount that reflects the consideration the Group expects to receive in exchange for those services. Revenue towards satisfaction of a performance obligation is measured at the amount of transaction price (net of variable consideration (which is the consideration, adjusted to discounts, incentives and returns, etc., if any) allocated to that performance obligation. The transaction price of goods sold and services rendered is net of variable consideration on account of various discounts and schemes offered by the Company as part of the contract. These are generally accounted for as variable consideration estimated in the same period the related sales occur. The revenue is recognized net of Goods and service tax.

Other Income

Interest Income from Bank Deposits

Interest income is accrued on a time proportion basis by reference to the principal outstanding and the effective interest rate.

Dividend Income

Dividend is recognized when the Group's right to receive dividend is established.

(n) Government grants

Government grants are recognised when there is reasonable assurance that the Company will comply with the relevant conditions and the grant will be received. Government grants are recognised in the consolidated statement of profit and loss, either on a systematic basis when the Company recognizes, as expenses, the related costs that the grants are intended to compensate or, immediately if the costs have already been incurred. The Company has received non-recurring incentive from Government (referred as "employee retention credit").

(o) Earning per Share

Basic earnings per share (EPS) is calculated by dividing the net profit or loss attributable to equity holders of the Group (after deducting preference dividends and attributable taxes) by the weighted average number of equity shares outstanding during the period.

For the purpose of calculating diluted earnings per share, the net profit or loss for the period attributable to equity shareholders of the Group and the weighted average number of shares outstanding during the period are adjusted for the effects of all dilutive potential equity shares.



2.3 Summary of material accounting policies (cont'd)

(p) Employee benefits

(i) Short-term employee benefits

Liabilities for wages and salaries, including non-monetary benefits that are expected to be settled wholly within 12 months after the end of the year in which the employees render the related service are recognized in respect of employees' services up to the end of the year and are measured at the amounts expected to be paid when the liabilities are settled. The liabilities are presented as current employee benefit obligations in the balance sheet.

(ii) Other long-term employee benefit obligations

Liabilities recognised in respect of other long-term employee benefits are measured at the present value of the estimated future cash outflows expected to be made by the Group in respect of services provided by employees up to the reporting date.

Defined contribution plans

A defined contribution plan is a post-employment benefit plan where the Group's legal or constructive obligation is limited to the amount that it contributes to a separate legal entity. The Group makes specified monthly contributions towards Government administered provident fund scheme and Employees' State Insurance ('ESI') scheme. Obligations for contributions to defined contribution plans are expensed as an employee benefits expense in statement of profit and loss in the period in which the related services are rendered by employees.

Defined Benefit Plans

A defined benefit plan is a post-employment benefit plan other than a defined contribution plan. The Group's net obligation in respect of defined benefit plans is calculated separately for each plan by estimating the amount of future benefits that employees have earned in the current and prior periods, discounting that amount. The defined benefit obligation is calculated annually by a qualified actuary using the projected unit credit method.

Remeasurements of the net defined benefit liability, which comprise actuarial gains and losses, the return on plan assets (excluding interest) and the effect of the asset ceiling (if any, excluding interest), are recognised immediately in OCI. They are included in retained earnings in the Statement of changes in equity and in the balance sheet. The Group determines the net interest expense (income) on the net defined benefit liability (asset) for the period by applying the discount rate determined by reference to market yields at the end of the reporting period on government bonds. This rate is applied on the net defined benefit liability (asset), both as determined at the start of the annual reporting period, taking into account any changes in the net defined benefit liability (asset) during the period as a result of contributions and benefit payments. Net interest expense and other expenses related to defined benefit plans are recognised in profit or loss. Changes in the present value of the defined benefit obligation resulting from plan amendments or curtailments are recognised immediately in profit or loss as past service cost.

Compensated absence - Encashable

The liabilities for earned leave and sick leave that are not expected to be settled wholly within 12 months are measured as the present value of expected future payments to be made in respect of services provided by employees up to the end of the reporting period using the projected unit credit method. The benefits are discounted using the discount rates for Government Bonds at the end of the reporting period that have terms approximating to the terms of the related obligation. Remeasurement as a result of experience adjustments and changes in actuarial assumptions are recognised in the Consolidated Statement of Profit and Loss.

Share based payments

Share-based compensation benefits are provided to employees via the "Xplora Employee Stock Option Plan 2023" (ESOP scheme). The fair value of options granted under the ESOP scheme is recognised as an employee benefits expense with a corresponding increase in equity. The total amount to be expensed is determined by reference to the fair value of the options granted

- including the impact of any service and non-market performance vesting conditions (e.g. profitability, sales growth targets and remaining an employee of the entity over a specified time period), and
- including the impact of any non-vesting conditions (e.g. the requirement for employees to serve or hold shares for a specific period of time).

The total expense is recognised over the vesting period, which is the period over which all of the specified vesting conditions are to be satisfied.

(q) Taxes

Tax expense for the period comprises of current tax, deferred tax and Minimum alternate tax credit (Wherever applicable).

Provision for current tax is made on the basis of estimated taxable income for the current accounting year in accordance with the Income-tax Act, 1961.

Current and deferred tax assets and liabilities are offset when there is a legally enforceable right to set off current tax assets against current tax liabilities and when they relate to income taxes levied by the same taxation authority and the Company intends to settle its current tax assets and liabilities on a net basis.

Deferred tax assets and liabilities are recognised for the future tax consequences of temporary differences between the carrying values of assets and liabilities and their respective tax bases, and unutilised business loss and depreciation carry-forwards and tax credits. Such deferred tax assets and liabilities are computed separately for each taxable entity. Deferred tax assets are recognised to the extent it is probable that future taxable income will be available against which the deductible temporary differences, unused tax losses, depreciation carry-forwards and unused tax credits could be utilised. The carrying amount of deferred tax assets is reviewed at each reporting date and reduced to the extent that it is no longer probable that sufficient taxable profits will be available to allow all or part of the asset to be recovered.

Deferred tax assets and liabilities are measured based on the tax rates that are expected to apply in the period when the asset is realised or the liability is settled, based on the tax rates and tax laws that have been enacted or substantively enacted by the balance sheet date. The extent to which deferred tax assets can be recognised is based on an assessment of the probability that future taxable income will be available against which the deductible temporary differences and tax loss carry forwards can be utilised.

Ministry of Corporate Affairs ("MCA"), under the Companies (Indian Accounting Standards) Amendment Rules, 2023, issued an amendment to Ind AS 12 Income Taxes related Assets and Liabilities arising from a Single Transaction such as leases and decommissioning obligations. This amendment is effective from the beginning of comparative period presented i.e. April 1, 2022. There is a change in Deferred tax component disclosure from net to gross for right to use assets and lease liabilities for the Company. There is no impact on opening retained earnings or Profit and loss for the year ended March 31, 2024.

At each reporting date, the Group reassesses the unrecognized deferred tax assets, if any.



2.3 Summary of material accounting policies (cont'd)

(r) Borrowing Costs

Borrowing cost includes interest, amortization of ancillary costs incurred in connection with the arrangement of borrowings and exchange differences arising from foreign currency borrowings to the extent they are regarded as an adjustment to the interest cost.

Borrowing costs that are directly attributable to the acquisition, construction or production of an asset that takes a substantial period of time to get ready for its intended use are capitalized. All other borrowing costs are recognised as expenditure in the period in which they are incurred.

(s) Segment Reporting

The Group's business is providing business process management services, in India and in the territory outside of India, to entities that outsource their business processes and as such, in the opinion of the Management there being a single business segment. The analysis of the geographical segment is based on areas in which customers of the Group are located.

(t) Business combinations

Acquisition of subsidiaries and businesses are accounted for using the acquisition method. The consideration transferred in each business combination is measured at the aggregate of the acquisition date fair values of assets transferred, liabilities incurred by the Group to the former owners of the acquiree and equity interests issued by the Group in exchange for control of the acquiree. Acquisition related costs are recognised in the consolidated statement of profit and loss.

Goodwill arising on acquisition is recognised as an asset and measured at cost, being the excess of the consideration transferred in the business combination over the Group's interest in the net fair value of the identifiable assets acquired, liabilities assumed and contingent liabilities recognised, as applicable. Where the fair value of the identifiable assets and liabilities exceed the cost of acquisition, after re-assessing the fair values of the net assets and contingent liabilities, the excess is recognised as capital reserve on consolidation.

(u) Goodwill

Goodwill is initially recognised as an asset at cost and is subsequently measured at cost less any accumulated impairment losses.

For the purpose of impairment testing, goodwill is allocated to each of the Group's cash-generating units (CGUs) or groups of cash-generating units that are expected to benefit from the synergies of the combination. Cash generating units to which goodwill has been allocated are tested for impairment annually, or more frequently when there is an indication that the unit's value may be impaired. The recoverable amount of the CGU is higher of fair value less costs to sell and value in use.

The financial projections basis which the future cashflows are estimated consider economic uncertainties, assessment of discount rates, revisiting the growth rates factored while arriving at terminal value and subjecting these variables to sensitivity analysis. If the recoverable amount of the cash-generating unit is less than the carrying value of the unit, the impairment loss is allocated first to reduce the carrying value of any goodwill allocated to the unit and then to the other assets of the unit in proportion to the carrying value of each asset in the unit.

3 Critical accounting estimates and assumptions

The key assumptions concerning the future and other key sources of estimation uncertainty at the year end date, that have a significant risk of causing a material adjustment to the carrying amounts of assets and liabilities within the next financial year, are described below. The Group based its assumptions and estimates on parameters available when the consolidated financial statements were prepared. Existing circumstances and assumptions about future developments, however, may change due to market changes or circumstances arising that are beyond the control of the Group. Such changes are reflected in the assumptions when they occur.

(a) Useful lives of property, plant and equipment and intangible assets

As described in the material accounting policies, the Group reviews the estimated useful lives of property, plant and equipment and intangible assets at the end of each reporting period. Useful lives of intangible assets is determined on the basis of estimated benefits to be derived from use of such intangible assets. These reassessments may result in change in the depreciation /amortization expense in future periods.

(b) Actuarial valuation

The determination of Group's liability towards defined benefit obligation to employees is made through independent actuarial valuation including determination of amounts to be recognised in the Statement of Profit and Loss and in Other Comprehensive Income. Such valuation depend upon assumptions determined after taking into account discount rate, salary growth rate, expected rate of return, mortality and attrition rate. Information about such valuation is provided in notes to the consolidated financial statements.

(c) Impairment of non-financial assets


In assessing impairment, management estimates the recoverable amount of each asset or cash-generating units based on expected future cash flows and uses an interest rate to discount them. Estimation uncertainty relates to assumptions about future operating results and the determination of a suitable discount rate.

(d) Contingencies

The Group uses significant judgements to assess contingent liabilities. Contingent liabilities are disclosed when there is a possible obligation arising from past events, the existence of which will be confirmed only by the occurrence or non-occurrence of one or more uncertain future events not wholly within the control of the Group or a present obligation that arises from past event where it is either not probable that an outflow of resources will be utilised to settle the obligation or a reliable estimate of the amount cannot be made. Contingent assets are neither recognised nor disclosed in the consolidated financial statements.

(e) Provisions

A provision is recognised when the Group has a present obligation, legal or constructive, as result of a past event and it is probable that the outflow of resources will be required to settle the obligation, in respect of which a reliable estimate can be made. All provisions are reviewed at each balance sheet date and adjusted to reflect the current best estimates.



3 Critical accounting estimates and assumptions (contd.)

(f) Income taxes

Management judgment is required for the calculation of provision for income taxes and deferred tax assets and liabilities. The Group reviews at each balance sheet date the carrying amount of deferred tax assets. The factors used in estimates may differ from actual outcome which could lead to significant adjustment to the amounts reported in the consolidated financial statements.

(g) Leases

The Group as lessee

The Group evaluates if an arrangement qualifies to be a lease as per the requirements of Ind AS 116. Identification of a lease requires significant judgement. The Group uses significant judgement in assessing the lease term (including anticipated renewals) and the applicable discount rate. The Group determines the lease term as the non cancellable period of a lease, together with both periods covered by an option to extend the lease if the Group is reasonably certain to exercise that option; and periods covered by an option to terminate the lease if the Group is reasonably certain not to exercise that option. In assessing whether the Company is reasonably certain to exercise an option to extend a lease, or not to exercise an option to terminate a lease, it considers all relevant facts and circumstances that create an economic incentive for the Group to exercise the option to extend the lease, or not to exercise the option to terminate the lease. The Group revises the lease term if there is a change in the non-cancellable period of a lease. The discount rate is generally based on the incremental borrowing rate specific to the lease being evaluated or for a portfolio of leases with similar characteristics.

The Group as lessor

Operating lease - Rental income from operating leases is recognised in the consolidated statement of profit and loss on a straight-line basis over the term of the relevant lease unless another systematic basis is more representative of the time pattern in which economic benefits from the leased asset is diminished. Initial direct costs incurred in negotiating and arranging an operating lease are added to the carrying value of the leased asset and recognised on a straight-line basis over the lease term.

Finance lease - When assets are leased out under a finance lease, the present value of minimum lease payments is recognised as a receivable. The difference between the gross receivable and the present value of receivable is recognised as unearned finance income. Lease income is recognised over the term of the lease using the net investment method before tax, which reflects a constant periodic rate of return. Such rate is the interest rate which is implicit in the lease contract.

(h) Allocation of consideration over the fair value of assets and liabilities acquired in a business combination

Assets and liabilities acquired pursuant to business combination are stated at the fair values determined as of the date of acquisition. The carrying values of assets acquired are determined based on estimate of a valuation carried out by independent professional valuers appointed by the Group. The values have been assessed based on the technical estimates of useful lives of tangible assets and benefits expected from the use of intangible assets. Other assets and liabilities were recorded at values that were expected to be realised or settled respectively.

3.1 Changes in accounting policy and disclosures

The Ministry of Corporate Affairs has notified Companies (Indian Accounting Standards) Amendment Rules, 2023 dated 31 March 2023 to amend the following Ind AS which are effective for annual periods beginning on or after 1 April 2023. The Group has applied these amendments for the first-time in these consolidated financial statements.

(a) Disclosure of Accounting Policies - Amendment to Ind AS 1 Presentation of financial statements

The amendments aim to help entities provide accounting policy disclosures that are more useful by replacing the requirement for entities to disclose their 'significant' accounting policies with a requirement to disclose their 'material' accounting policies and adding guidance on how entities apply the concept of materiality in making decisions about accounting policy disclosures.

The amendments have had an impact on the disclosures of accounting policies, but not on the measurement, recognition or presentation of any items in the consolidated financial statements.

(b) Definition of Accounting Estimates - Amendments to Ind AS 8 Accounting policies, changes in accounting estimates and errors

The amendment to Ind AS 8, which added the definition of accounting estimates, clarifies that the effects of a change in an input or measurement technique are changes in accounting estimates, unless resulting from the correction of prior period errors. These amendments clarify how entities make the distinction between changes in accounting estimate, changes in accounting policy and prior period errors. The distinction is important, because changes in accounting estimates are applied prospectively to future transactions and other future events, but changes in accounting policies are generally applied retrospectively to past transactions and other past events as well as the current period.

The amendments are not expected to have a material impact on these consolidated financial statements.

(c) Deferred Tax related to Assets and Liabilities arising from a Single Transaction - Amendments to Ind AS 12 Income taxes

The amendments narrow the scope of the initial recognition exception under Ind AS 12, so that it no longer applies to transactions that give rise to equal taxable and deductible temporary differences such as leases.

The Group previously recognised for deferred tax on leases on a net basis. As a result of these amendments, the Group has recognised a separate deferred tax asset in relation to its lease liabilities and a deferred tax liability in relation to its right-of-use assets. Since, these balances qualify for offset as per the requirements of paragraph 74 of Ind AS 12, there is no impact in the balance sheet. There was also no impact on the opening retained earnings as at 1 April 2022.

3.2 Recent pronouncements

Ministry of Corporate Affairs ("MCA") notifies new standards or amendments to the existing standards under Companies (Indian Accounting Standards) Rules as issued from time to time. During the year ended March 31, 2024, MCA has not notified any new standards or amendments to the existing standards applicable to the Company.



4 First-time adoption of Ind-AS

These consolidated financial statements are the first set of Ind AS financial statements prepared by the Group. Accordingly, the Group has prepared consolidated financial statements which comply with Ind AS applicable for year ending on 31 March 2024, together with the comparative year data as at and for the year ended 31 March 2023, as described in the material accounting policies. In preparing these consolidated financial statements, the Group's opening balance sheet was prepared as at 1 April 2022, being the Holding Company's statutory date of transition to Ind AS.

Exemptions availed on first time adoption of Ind AS

Ind AS 101, First-time Adoption of Indian Accounting Standards, allows first-time adopters certain exemptions and certain optional exceptions from the retrospective application of certain requirements under Ind AS. The Group has accordingly applied the following exemptions.

(i) Optional

Deemed Cost of property plant and equipment and intangible assets

Ind AS 101 permits a first time adopter to elect to continue with the carrying value for all its property, plant and equipment as recognised in the consolidated financial statement as at the date of transition to Ind AS, measured as per the previous GAAP and use that as its deemed cost as at the date of transition. This exemption can also be used for intangible assets covered by Ind AS 38 Intangible Assets. Accordingly, the Group has elected to measure all of its property, plant and equipment and intangible assets at their previous GAAP carrying value.

(ii) Mandatory Exceptions on first-time adoption of Ind AS

(a) Estimates

An entity's estimates in accordance with Ind AS at the date of transition to Ind AS shall be consistent with estimates made for the same date in accordance with Indian Ind AS estimates as at 1 April 2022 are consistent with the estimates as at the same date made in conformity with Indian GAAP. The Group made estimates for following items in accordance with Ind AS at the date of transition as these were not required under Indian GAAP:

(i) Impairment of financial assets based on expected credit loss model.

(ii) FVTPL - debt securities

(iii) Effective interest rate used in calculation of security deposit.

(b) Derecognition of financial assets and financial liabilities

Ind AS 101 requires a first time adopter to apply the derecognition provisions of Ind AS 109 prospectively for transactions occurring on or after the date of transition to Ind AS. Accordingly, the Group has applied the derecognition requirement for financial assets and financial liabilities in Ind AS 109 prospectively for transactions occurring on or after date of transition to Ind AS.

(c) Classification and measurement of financial assets

Ind AS 101 requires an entity to assess classification and measurement of financial assets on the basis of facts and circumstances that exist on the date of transition to Ind AS. Accordingly, the Group has applied the above requirement prospectively.

(d) Business combination

The Group has elected not to restate business combination prior to date of transition to Ind AS in accordance with Ind AS 101.

(This space has been intentionally left blank)



5 Transition to Ind AS - Reconciliations between Indian GAAP and Ind AS

The following reconciliations provide a quantification of the effect of differences arising from the transition from Previous GAAP to Ind AS required under Ind AS 101:

(a) Reconciliation of total equity as at 1 April 2022 and as at 31 March 2023

(b) Reconciliation of total comprehensive income for the year ended 31 March 2023

(c) Impact of Ind AS adoption on the statement of cash flows for the year ended 31 March 2023

(a) Reconciliation of total equity as at 31 March 2023 and 1 April 2022

	Notes to first-time adoption	As at 31 March 2023	As at 1 April 2022
Equity share capital		1,260.12	315.03
Capital reserves		3.22	3.22
Securities premium Account		2.25	2.25
General reserve		1,115.80	1,115.80
Foreign currency translation reserve		1,658.77	547.60
Retained Earnings		22,632.48	19,890.56
Shareholder's equity as per Indian GAAP (A)		26,672.64	21,874.46
Add/(Less): Adjustment			
Fair valuation of security deposit	(i)	49.67	-
Impact on account of adoption of Ind AS 116	(ii)	(541.36)	(308.27)
Investment in preference shares	(iii)	(844.69)	(879.39)
Impairment allowance for expected credit losses	(iv)	(1,918.87)	(1,802.09)
Deferred tax impact on Ind AS Adjustments	(v)	669.26	638.57
Impact on account of adoption of Ind AS 103 Appendix C	(vi)	(222.02)	(746.80)
FCTR Impact on conversion	(vii)	(143.69)	-
Total adjustments (B)		(2,951.70)	(3,097.98)
Shareholder's equity as per Ind AS (A-B)		23,720.94	18,776.48

(b) Reconciliation of total comprehensive income for the year ended 31 March 2023

	Notes to first-time adoption	For the year ended 31 March 2023
Profit after tax as per Indian GAAP (A)		3,701.44
Add/(Less): Adjustment		
Fair valuation of security deposit	(i)	49.67
Impact on account of adoption of Ind AS 116	(ii)	(233.08)
Investment in preference shares	(iii)	34.70
Impairment allowance for expected credit losses	(iv)	(116.78)
Remeasurement (gain)/loss of net defined benefit plan	(v)	(7.56)
Deferred tax impact on Ind AS Adjustments	(vi)	30.69
Impact on account of adoption of Ind AS 103 Appendix C	(vii)	524.78
Total Ind AS adjustments (B)		282.42
Other comprehensive income		
Items that will not be reclassified to profit or loss		
Remeasurement (gain)/loss of net defined benefit plan	(v)	7.09
Reclassification of deferred tax due to OCI		0.13
Items that will be reclassified to profit or loss		
FCTR Impact on conversion	(viii)	(1,111.16)
Total comprehensive income as per Ind AS (C-D)		2,879.66

(c) There are no material difference in the consolidated statement of cash flows for the year ended 31 March 2023 are a result of Ind AS adoption.

(d) Notes to first-time adoption**(i) Security deposit**

Under Previous GAAP, interest free lease security deposits are recorded at its transaction value. Under Ind AS 109 "Financial Instruments", all financial assets are required to be initially recognized at fair value. The Group has fair valued a security deposit under Ind AS at its initial recognition. Difference between the fair value and transaction value of the security deposit has been recognized as prepayment lease rental (part of ROU asset) which has been amortised over its lease term as rent expense grouped under 'other expenses'. The discounted value of the security deposits is increased over the period of lease term by recognising the notional interest income grouped under 'other income'.



(ii) Impact of Ind AS 116

Under Local GAAP, a lease is classified as a finance lease or an operating lease. Operating lease payments are recognised as an operating expense in the Consolidated Statement of Profit and Loss on a straight-line basis over the lease term. Under Ind AS 116, a lessee applies a single recognition and measurement approach for all leases, except for short-term leases and leases of low-value assets and recognises lease liabilities to make lease payments and right-of-use assets representing the right to use the underlying assets. At the date of transition to Ind AS, the Group applied the full retrospective approach and measured lease liabilities at the present value of the remaining lease payments, discounted using the lessee's incremental borrowing rate at the date of transition to Ind AS. Right-of-use assets were measured at the amount equal to the lease liabilities.

(iii) Fair valuation of investment in preference shares

Under IGAAP investment in preference share were recognised at cost i.e. transaction value. Under Ind AS 109 "Financial Instruments", all financial assets are required to be initially recognized at fair value. The Group has fair valued investment under Ind AS at its initial recognition. Difference between the fair value and transaction value in retained earnings. Subsequently, the discounted value of the investment is increased over the term by recognising the notional interest income grouped under 'other income'.

(iv) Impairment allowance for expected credit losses

Under Previous GAAP, the Group has created provision for impairment of receivables based on the incurred loss model. Under Ind AS, impairment loss has been determined as per Expected Credit Loss (ECL) model. The difference between the provision amount as per previous GAAP and Ind AS - ECL is recognized as retained earnings on date of transition and subsequently in the Consolidated Statement of Profit and Loss.

(v) Remeasurement gain/(loss) of net defined benefit plan

Under Previous GAAP the Group recognised actuarial gains and losses in the Consolidated Statement of Profit and Loss. Under Ind AS, all actuarial gains and losses are recognised in the other comprehensive income. Further to the above, the deferred tax impact on above transaction has also been regrouped from Consolidated Statement of Profit and Loss to other comprehensive income as per guidance under Ind AS 12 'Income taxes'.

(vi) Deferred Tax

Retained earnings and Consolidated Statement of Profit and Loss has been adjusted consequent to the Ind AS transition adjustments with corresponding impact to deferred tax, wherever applicable.

(vii) Impact on account of IND AS 103 Appendix C


Fusion CX Private Limited (Formerly Xplore-Tech Services Private Limited) and Competent Synergies Private Limited; Ameridial Inc. and Advanced Communication Group, Inc., are under the common control of the Group and as a result, the transaction has been accounted with 'Pooling of Interest Method' laid down by Appendix C (Business Combination of Entities under Common Control of Indian Accounting Standard 103 9 IND AS 103), notified under the Companies Act, 2013. As required under IND AS 103, the current accounting period and comparative accounting period presented in the Consolidated financial statements of the Group and accompanying notes have been prepared by including the accounting effects of the acquisition of the business restating the earlier period presented.

(viii) Foreign Currency Translation on Conversion

Under previous GAAP, the translation difference arising on translation of non integral foreign operation was transferred to 'Foreign Currency Translation Reserve', and was not a part of net profit reported under Previous GAAP. Under Ind AS, such translation difference is transferred to Other Comprehensive Income.



(This space has been intentionally left blank)



6 Property, plant and equipment


Particulars	Freehold land	Building	Leasehold land	Plant and equipment	Office equipment	Electrical installations	Computers and Server	Furniture and fixture	Leasehold Improvements	Vehicles	Total
Gross carrying amount (deemed cost)											
Balance as at 1 April 2022 (Refer Note (b) below)	-	770.36	50.51	13.01	1,193.16	58.85	2,443.52	455.91	958.04	110.59	6,053.95
Acquisition through business combination	-	-	-	-	-	-	98.31	-	-	7.80	106.11
Additions	-	367.00	-	24.59	378.38	29.28	1,948.64	348.57	286.34	43.31	3,426.11
Disposals	-	283.02	-	-	3.62	-	1.53	-	4.84	-	293.01
Translation exchange difference	-	83.24	-	1.06	36.62	2.73	85.93	21.91	87.36	8.62	327.47
Balance as at 31 March 2023	-	937.58	50.51	38.66	1,604.54	90.86	4,574.87	826.39	1,326.90	170.32	9,620.63
Additions	26.64	117.95	-	8.28	120.00	6.61	612.89	100.43	151.36	14.94	1,159.10
Acquisition through Business Combination	-	-	-	-	6.74	-	765.37	329.98	318.41	127.54	1,548.04
Disposals	26.64	34.20	-	-	-	-	89.43	-	-	-	150.27
Translation exchange difference	-	12.95	-	0.34	10.96	(0.41)	32.59	19.45	-	0.26	93.27
Balance as at 31 March 2024	-	1,034.28	50.51	47.28	1,742.24	97.06	5,896.29	1,276.25	1,813.78	313.08	12,270.77
Accumulated depreciation											
Balance as at 1 April 2022 (Refer Note (b) below)	-	-	-	-	-	-	-	-	-	-	-
Charge during the year	-	40.26	0.51	2.15	518.74	10.30	967.54	109.58	495.66	22.78	2,167.52
Disposals	-	-	-	-	2.31	0.23	15.01	2.05	4.60	0.71	6.91
Translation exchange difference	-	1.70	-	0.03	8.72	0.23	15.01	2.05	20.53	0.71	48.98
Balance as at 31 March 2023	-	41.96	0.51	2.18	525.15	10.53	982.55	111.63	511.59	23.49	2,209.59
Charge during the year	-	47.92	0.55	4.68	241.86	13.29	1,203.22	113.70	160.62	26.56	1,812.40
Disposals	-	0.63	-	-	-	-	84.96	1.14	-	0.05	85.59
Translation exchange difference	-	0.32	-	0.01	0.71	(0.02)	4.36	-	0.62	-	7.19
Balance as at 31 March 2024	-	89.57	1.06	6.87	767.72	23.80	2,105.17	226.47	672.83	50.10	3,943.59
Net carrying amount as at 1 April 2022	-	770.36	50.51	13.01	1,193.16	58.85	2,443.52	455.91	958.04	110.59	6,053.95
Net carrying amount as at 31 March 2023	-	895.62	50.00	36.48	1,079.39	80.33	3,592.32	714.76	815.31	146.83	7,411.04
Net carrying amount as at 31 March 2024	-	944.71	49.45	40.41	974.52	73.26	3,791.12	1,049.78	1,140.95	262.98	8,327.18

Notes:

- (a) For charge created on property plant and equipment of the Group. (Refer note 24)
(b) On transition to Ind AS (i.e. 1 April 2022), the Group has elected to continue with the net carrying value of all property, plant and equipment measured as per the Previous GAAP and use that net carrying value as the deemed cost of property, plant and equipment.

Particulars	Freehold land	Building	Leasehold land	Plant and equipment	Office equipment	Electrical installations	Computers & Server	Furniture and fixture	Leasehold Improvements	Vehicles	Total
Gross Block as on 1 April 2022	-	1,057.54	58.98	224.93	4,396.18	560.69	10,791.84	2,822.85	2,058.37	362.46	22,333.84
Accumulated Depreciation upto 1 April 2022	-	287.18	8.47	211.92	3,203.02	501.84	8,348.32	2,366.94	1,100.33	251.87	16,279.89
Deemed cost as on 1 April 2022	-	770.36	50.51	13.01	1,193.16	58.85	2,443.52	455.91	958.04	110.59	6,053.95

- (c) Refer Note 38 for disclosure of contractual commitments for the acquisition of property, plant and equipment.



7 Right to use and Lease Liabilities

The Group has leasing arrangements for a number of properties in the jurisdictions from which it operates. In some jurisdictions it is customary for lease contracts to provide for payments to increase each year by inflation and in others to be reset periodically to market rental rates. In some jurisdictions, for property leases the periodic rent is fixed over the lease term. These leases have terms ranging from two to ten years. The Company applies the recognition exemptions relating to short-term leases and lease of low-value assets for these leases.

The weighted average incremental borrowing rate applied to lease liabilities as at 31 March 2024, 31 March 2023 and 01 April 2022 is 10%.

(a) Right-of-use asset

Particulars	Buildings
Gross carrying amount	
Balance as at 1 April 2022	-
On adoption of Ind AS 116	4,104.66
Acquisition through Business Combination	690.16
Additions	2,716.01
Disposal	-
Translation exchange difference	298.74
Balance as at 31 March 2023	7,809.57
Acquisition through Business Combination	3,179.62
Additions	3,056.34
Disposal	-
Translation exchange difference	124.69
Balance as at 31 March 2024	14,170.22
Accumulated depreciation	
Balance as at 1 April 2022	-
Charge for the year	1,850.64
Disposal	-
Translation exchange difference	51.59
Balance as at 31 March 2023	1,902.23
Charge for the year	2,216.04
Disposal	-
Translation exchange difference	50.75
Balance as at 31 March 2024	4,169.02
Net carrying amount as at 1 April 2022	4,104.66
Net carrying amount as at 31 March 2023	5,907.34
Net carrying amount as at 31 March 2024	10,001.20

(b) Lease liabilities

Particulars	As at 31 March 2024	As at 31 March 2023	As at 01 April 2022
Balance of lease liabilities at the beginning of the year			
On adoption of Ind AS 116	6,159.77	4,293.14	4,293.14
Add: Additions during the year (Including business combinations)	6,442.56	3,373.74	-
Add: Interest on lease liabilities	496.59	398.86	-
Less: Lease payments	(2,527.78)	(2,171.47)	-
Add: Translation difference	76.92	265.50	-
Balance of lease liabilities at the end of the year	10,648.06	6,159.77	4,293.14
Current portion of lease liabilities	3,146.30	1,729.78	1,515.98
Non-current portion of lease liabilities	7,501.76	4,429.99	2,777.16

(c) Amounts recognised in the statement of profit and loss

The Statement of profit or loss shows the following amounts relating to leases:

Particulars	Refer note	For the year ended 31 March 2024	For the year ended 31 March 2023
Interest expense (included in finance costs)	33	496.59	398.86
Depreciation charge on right-of-use assets	34	2,216.04	1,850.64
Expense relating to short-term leases variable, payment not included in lease liabilities	35	2,305.39	2,768.20

(d) Amounts recognised in the Statement of cash flows

The statement of cash flows show the following amounts relating to leases:

Particulars	For the year ended 31 March 2024	For the year ended 31 March 2023
Payment of lease liabilities	(2,527.78)	(2,171.47)

Refer note 40 for related party transaction pertaining to right of use asset and lease liability.

(This space has been intentionally left blank)



Particulars	As at			
	31 March 2024	31 March 2023	01 April 2022	As at
Opening balance	472.53	163.10	-	-
Add: Addition during the year	173.50	309.43	-	-
Less: Capitalisation during the year	-	-	-	-
Closing balance	646.03	472.53	163.10	

(a) Ageing of capital work-in-progress

Amounts in capital work-in-progress for					
(i) Projects in progress					
Particulars	Less than one year	1 - 2 years	2 - 3 years	More than 3 years	Total
31 March 2024	173.50	309.43	148.17	14.93	646.03
31 March 2023	309.43	148.17	14.93	-	472.53
01 April 2022	163.10	-	-	-	163.10

(b) There are no projects where completion is overdue or costs have exceeded the original plan or where activity has been suspended.

(c) Capital work in progress includes borrowing cost of INR 38.8 lakhs (31 March 2023: INR 21.89 lakhs, 1 April 2022: Nil). Borrowing cost is capitalized @9.7% p.a.

(This space has been intentionally left blank)



Fusion CX Private Limited (Formerly Xplora-Tech Services Private Limited)

Summary of material accounting policies and other explanatory information of consolidated financial statements for the year ended 31 March 2024

(All amount are in INR Lakhs, unless otherwise stated)

9 Other intangible assets

Particulars	Computer software	Customer List	Other intangibles	Total
Gross carrying amount (deemed cost)				
Balance as at 1 April 2022 (Refer note (a) below)	936.94	2,393.31	690.68	4,020.93
Acquisition through business combination	13.04	772.29	-	785.33
Additions	44.37	-	530.88	575.25
Disposals	-	-	-	-
Translation exchange difference	6.47	253.63	-	260.10
Balance as at 31 March 2023	1,000.82	3,419.23	1,221.56	5,641.61
Gross carrying amount				
Balance as at 31 March 2023	1,000.82	3,419.23	1,221.56	5,641.61
Additions	33.65	-	38.44	72.09
Acquisition through Business Combination	1,101.89	4,426.02	-	5,527.91
Disposals	-	-	530.88	530.88
Translation exchange difference	3.93	42.10	-	46.03
Balance as at 31 March 2024	2,140.29	7,887.35	729.12	10,756.76
Accumulated amortisation				
Balance as at 1 April 2022 (Refer note (a) below)	-	-	-	-
Charge during the year	868.28	637.16	96.70	1,602.14
Disposals	-	-	-	-
Translation exchange difference	1.79	22.32	-	24.11
Balance as at 31 March 2023	870.07	659.48	96.70	1,626.25
Accumulated Amortization				
Balance as at 31 March 2023	870.07	659.48	96.70	1,626.25
Charge during the year	123.09	650.47	95.67	869.23
Disposals	-	-	48.36	48.36
Translation exchange difference	0.48	6.82	-	7.30
Balance as at 31 March 2024	993.64	1,316.77	144.01	2,454.42
Net carrying amount as at 01 April 2022	936.94	2,393.31	690.68	4,020.93
Net carrying amount as at 31 March 2023	130.75	2,759.75	1,124.86	4,015.36
Net carrying amount as at 31 March 2024	1,146.65	6,570.58	585.11	8,302.34

Notes:

- (a) The Group has availed the deemed cost exemption as per IND AS 101 in relation to intangible assets as on the date of transition i.e. 1 April 2022 and hence the net block carrying amount under previous GAAP has been considered as the gross block carrying amount on that date. Refer note below for the gross block value and the accumulated amortization as on 01 April 2022:

Particulars	Computer software	Customer List	Other intangibles	Total
Gross block as on 1 April 2022	4,249.91	5,432.10	729.76	10,411.77
Accumulated amortization upto 1 April 2022	3,312.97	3,038.79	39.08	6,390.84
Deemed cost as on 1 April 2022	936.94	2,393.31	690.68	4,020.93

10 Intangible Assets Under development

Particulars	As at 31 March 2024	As at 31 March 2023	As at 01 April 2022
Opening balance	-	530.88	530.88
Add: Addition during the year	1,243.69	-	-
Less: Capitalisation during the year	-	530.88	-
Closing balance	1,243.69	-	530.88

(a) Ageing of Intangible Assets under development

(i) Projects in progress	Amounts in intangible assets under development for				
Particulars	Less than one year	1 - 2 years	2 - 3 years	More than 3 years	Total
31 March 2024	1,243.69	-	-	-	1,243.69
31 March 2023	-	-	-	-	-
01 April 2022	-	-	-	530.88	530.88

- (b) There are no Intangible Asset under Development (IAUD) that are overdue or have exceeded their original plan/ budget.



Fusion CX Private Limited (Formerly Xplore-Tech Services Private Limited)

Summary of material accounting policies and other explanatory information of consolidated financial statements for the year ended 31 March 2024

(All amount are in INR Lakhs, unless otherwise stated)

11 Investments (Non Current)

Particulars	As at 31 March 2024	As at 31 March 2023	As at 01 April 2022
Other Investments (At amortised cost)			
Others - Preference share (Fully paid up) (Unquoted)			
1% Cumulative preference shares			
550,000 shares (31 March 2023: 550,000 shares; 01 April 2022: 550,000 shares) Window Technologies Private Limited (Face value INR 10 each)	349.45	310.31	275.61
Total	349.45	310.31	275.61
Aggregate amount of unquoted investments before impairment	349.45	310.31	275.61
Aggregate amount of impairment in value of investments	-	-	-

12 Loans (Non current)

Particulars	Terms of repayment	Interest rate	As at 31 March 2024	As at 31 March 2023	As at 01 April 2022
Unsecured, considered good					
Loans to related parties (Refer note 40)	3 years	8.00%	1,581.37	2,803.22	1,089.98
Total			1,581.37	2,803.22	1,089.98

Notes:

a) There are no loans receivables which are credit impaired or which have a significant increase in credit risk based on the information available with the Group.

b) The fair value of current loans are not materially different from the carrying value presented.

c) All the above loans have been given for business purposes.

d) Break up of security details:

Particulars	As at 31 March 2024	As at 31 March 2023	As at 01 April 2022
Loans considered good - secured	-	-	-
Loans considered good - unsecured	1,581.37	2,803.22	1,089.98
Loans which have significant increase in credit risk	-	-	-
Loans - credit impaired	-	-	-
Total	1,581.37	2,803.22	1,089.98
Loss allowance	-	-	-
Total	1,581.37	2,803.22	1,089.98

13 Other non current financial assets

Particulars	As at 31 March 2024	As at 31 March 2023	As at 01 April 2022
Unsecured, considered good			
Security deposits (Refer note (a) below)	1,293.76	1,234.19	1,222.20
Bank deposit with maturity for more than 12 months (Refer note (b) below)	38.41	144.09	418.67
Lease receivables	-	-	44.98
Total	1,332.17	1,378.28	1,685.85

Notes:

(a) Security deposits includes amount of INR 363.84 lakhs as on 31 March 2024 (31 March 2023: INR 329.14 lakhs and 1 April 2022: INR 297.90 lakhs) paid to Windows Technologies Private Limited against property taken on lease, situated at Plot Y9, Block EP, Sector V, Salt Lake, Kolkata 700091. Security deposits are primarily in relation to public utility services and rental agreements.

(b) Refer note 24 for charge created on bank deposits made by the Group.

14 Tax Assets (net)

(a) Non-current tax assets (net)

Particulars	As at 31 March 2024	As at 31 March 2023	As at 01 April 2022
Advance tax and tax deducted at sources (net of provision)	696.70	1,067.20	654.50
Total	696.70	1,067.20	654.50

(b) Current tax assets (net)

Particulars	As at 31 March 2024	As at 31 March 2023	As at 01 April 2022
Advance tax and tax deducted at sources (net of provision)	759.21	-	-
Total	759.21	-	-

15 Other non current assets

Particulars	As at 31 March 2024	As at 31 March 2023	As at 01 April 2022
Capital advances	55.83	1.35	-
Balance with government authorities	25.66	-	-
Prepaid expenses	110.29	233.17	48.25
Income Tax Refundable	-	-	-
Total	191.78	234.52	48.25



Particulars	31 March 2024	31 March 2023	01 April 2022
Trade receivables considered good - secured	27,336.32	24,072.55	15,585.47
Trade receivables considered good - unsecured	454.48	96.77	681.97
Trade receivables - credit impaired	-	-	-
Trade receivables which have significant increase in credit risk	(2,387.21)	(2,355.32)	(2,212.97)
Less: Allowance for expected credit loss	25,403.59	21,814.00	14,054.47
Further classified as:			
Receivable from related parties (Refer note 40)		602.92	506.32
Receivable from others (net)	25,403.59	21,211.08	13,548.15
Total	25,403.59	21,814.00	14,054.47

Refer Note 43 for information about the Group's exposure to financial risks and fair values.

31 March 2024	Unbilled dues	Less than 6 months	6 months - 1 year	1-2 years	2-3 years	More than 3 years	Total
Undisputed trade receivables - considered good - which have significant increase in credit risk - credit impaired Disputed trade receivables - considered good - which have significant increase in credit risk - credit impaired Subtotal Less: Allowance for expected credit loss Total	4,343.56	16,089.00	3,976.34	501.59	302.05	0.55	25,213.09
	-	97.07	321.23	13.77	1.48	11.63	445.18
	-	136.06	621.74	719.75	572.42	73.27	2,123.24
	-	-	-	-	-	-	-
	-	-	4,919.31	1,235.12	875.96	94.73	9.29
	16,322.12	942.97	635.16	-	481.77	94.19	27,790.80
	23.12	-	-	-	-	-	2,287.21
	4,343.56	16,089.00	3,976.34	599.95	394.18	-	25,403.99

31 March 2023	Unbilled	Less than 6 months	6 months - 1 year	1-2 years	2-3 years	More than 3 years	Total
Undisputed trade receivables	5,013.47	15,753.95	846.45	795.80	64.14	226.10	22,699.91
- considered good	-	-	-	10.10	-	-	93.11
- credit impaired	-	58.36	-	1.45	-	-	-
Disputed trade receivables	-	835.78	105.69	69.73	361.45	-	1,372.65
- considered good	-	-	-	-	-	-	-
- which have significant increase in credit risk	-	-	-	-	-	-	-
- credit impaired	-	-	-	-	-	-	-
Subtotal	5,013.47	16,648.09	962.24	866.98	429.24	249.30	24,169.32
Less: Allowance for expected credit loss	-	1,466.94	81.22	424.86	359.10	23.20	2,355.32
Total	5,013.47	15,181.15	881.02	442.11	70.14	226.10	21,814.00

01 April 2022		Outstanding for following periods from invoice date						
Unbilled dues		Current						
		Less than 6 months	6 months - 1 year	1-2 years	2-3 years	More than 3 years	Total	
Unbilled trade receivables		3,281.29	11,130.20	133.14	39.06	46.12	128.32	14,758.13
	- considered good							
	- credit impaired	-	421.73	22.61	173.63	64.00	-	681.97
Disputed trade receivables		-	-	-	-	-	-	-
	- considered good	-	332.39	66.14	13.43	370.29	45.10	827.35
	- which have significant increase in credit risk	-	-	-	-	-	-	-
	- credit impaired	-	-	-	-	-	-	-
Subtotal		3,281.29	11,884.32	221.89	226.12	480.41	173.42	16,267.46
	Less: Allowance for expected credit loss	673.10	757.88	92.19	187.09	434.29	68.42	2,212.97
Total		2,608.19	11,126.44	129.70	39.03	46.12	105.00	14,054.48

17	Cash and cash equivalents
----	---------------------------

Particulars	31 March 2024 As at	31 March 2023 As at	01 April 2022 As at
Balances with banks	1,999.94	3,045.92	7,242.48
In current accounts	6.05	6.56	4.48
Deposits with maturity of less than 3 months	10.63	6.87	71.23
Cash on hand	2,016.62	3,059.35	7,318.19
Total			



18 Bank balances other than cash and cash equivalents

Particulars	As at 31 March 2024	As at 31 March 2023	As at 01 April 2022
Bank balance held on Behalf of Clients	58.39	2.55	40.72
Bank deposits having original maturity of more than 3 months but less than 12 months (Refer note below)	235.10	132.54	503.28
Total	293.49	135.09	544.00

Note: Refer note 24 for charge created on deposits made by the Group.

19 Loans (Current)

Particulars	As at 31 March 2024	As at 31 March 2023	As at 01 April 2022
Unsecured, considered good			
Loans to employees	146.95	124.00	75.82
Total	146.95	124.00	75.82

Notes:

a) There are no loans receivables which are credit impaired or which have a significant increase in credit risk based on the information available with the Group.

b) The fair value of current loans are not materially different from the carrying value presented.

c) Break up of security details:

Particulars	As at 31 March 2024	As at 31 March 2023	As at 01 April 2022
Loans considered good - secured	-	-	-
Loans considered good - unsecured	146.95	124.00	75.82
Loans which have significant increase in credit risk	-	-	-
Loans - credit impaired	-	-	-
Total	146.95	124.00	75.82
Loss allowance	-	-	-
Total	146.95	124.00	75.82

20 Other current financial assets

Particulars	As at 31 March 2024	As at 31 March 2023	As at 01 April 2022
Unsecured considered good			
Security deposits	493.97	173.50	34.43
Accrued interest	14.06	7.79	51.79
Lease receivables	-	51.45	169.58
Insurance claim receivable	279.51	-	4.02
Other assets	32.87	81.57	-
Total	820.41	314.31	259.82

Future minimum lease receivables under finance lease together with the present value of the net minimum lease payments receivables ("MLPR") are as follows:

Particulars	As at 31 March 2024		As at 31 March 2023		As at 01 April 2022	
	Gross Investment in the lease	Present Value of MLPR	Gross Investment in the lease	Present Value of MLPR	Gross Investment in the lease	Present Value of MLPR
Within one year	-	-	52.10	51.45	180.02	169.58
After one year but not later than five years	-	-	-	-	45.55	44.98
Total minimum lease receivables	-	-	52.10	51.45	225.57	214.56
Less: Amounts representing finance charges	-	-	0.65	-	11.01	-
Present value of minimum lease receivables	-	-	51.45	51.45	214.56	214.56

21 Other current assets

Particulars	As at 31 March 2024	As at 31 March 2023	As at 01 April 2022
Advance to vendors	314.53	209.62	449.28
Prepaid expenses	771.46	769.96	505.30
Balances with Government Authorities	3,333.60	1,981.22	1,676.45
Other receivables	93.35	406.40	50.22
Total	4,512.94	3,367.20	2,681.25

(This space has been intentionally left blank)



Fusion CX Private Limited (Formerly Xpire-Tech Services Private Limited)

Summary of material accounting policies and other explanatory information of consolidated financial statements for the year ended 31 March 2024

(All amount are in INR Lakhs, unless otherwise stated)

22 Equity share capital

Particulars	As at 31 March 2024	As at 31 March 2023	As at 01 April 2022
Authorised share capital			
Equity Shares			
200,000,000 equity share of INR 1 each (31 March 2023: 150,000,000 equity share of INR 1 each , 1 April 2022: 50,00,000 equity shares of INR 10 each)	2,000.00	1,500.00	500.00
	2,000.00	1,500.00	500.00
Issued, subscribed and paid up			
Equity Shares			
126,012,400 equity share of INR 1 each fully paid (31 March 2023: 126,012,400 equity share of INR 1 each fully paid, 1 April 2022: 31,50,310 equity shares of INR 10 each fully paid)	1,260.12	1,260.12	315.03
Total	1,260.12	1,260.12	315.03

(A) Reconciliation of shares outstanding at the beginning and at the end of the year

Particulars	As at 31 March 2024		As at 31 March 2023		As at 01 April 2022	
	Number of shares	Amount	Number of shares	Amount	Number of shares	Amount
Outstanding at the beginning of the year	12,60,12,400	1,260.12	31,50,310	315.03	31,50,310	315.03
Add: Adjusted number of shares on account of sub-division of equity share (Refer note below)	-	-	2,83,52,790	-	-	-
Add: Bonus shares issued during the year	-	-	9,45,09,300	945.09	-	-
Outstanding at the end of the year	12,60,12,400	1,260.12	12,60,12,400	1,260.12	31,50,310	315.03

During the previous year the management of the Holding Company have sub-divided the authorised share capital from face value of INR 10 each to INR 1 each, consequently the authorised share capital of the Holding Company was increased from 5,000,000 equity shares having face value of INR 10 each, to 50,000,000 shares having face value of INR 1 each. The authorised share capital was then further increased from INR 500 lakhs to INR 1,500 lakhs pursuant to the shareholders' resolution dated 17 June 2022. Further, the Board of Directors of the Holding Company recommended issue of bonus shares in the ratio of three equity shares of INR 1 each for every equity share of INR 1 each of the Holding Company as held by the shareholders as on the record date, which was approved by way of a special resolution by the members of the Holding Company in the extra-ordinary general meeting dated 17 June 2022. Accordingly, the Holding Company has allotted 94,509,300 equity shares to the members of the Holding Company on 13 September 2022.

(B) Rights, preferences and restrictions attached:

The Holding Company has only one class of equity shares having par value of INR 1 per share. Each shareholder is entitled to one vote per share held. The Holding Company declares and pays dividends in Indian rupees. The dividend proposed by the Board of Directors is subject to the approval of the shareholders in the ensuing Annual General Meeting. In the event of liquidation of the Holding Company, the holders of equity shares will be entitled to receive remaining assets of the Holding Company, after distribution of all preferential amounts. The distribution will be in proportion to the number of equity shares held by the shareholders.

(C) Details of shares held by the holding company, the ultimate holding company, their subsidiaries and associates

Particulars	As at 31 March 2024	As at 31 March 2023	As at 01 April 2022
PNS Business Private Limited (Holding Company)	642.89	642.89	160.72
64,289,400 equity shares of INR 1 each (31 March 2023: 64,289,400 equity shares of INR 1 each , 1 April 2022: 1,607,235 equity shares of INR 10 each), fully paid up	642.89	642.89	160.72

(D) Details of shares held by shareholders holding more than 5% of the aggregate shares in the Company


Name of shareholder	As at 31 March 2024		As at 31 March 2023		As at 01 April 2022	
	No. of shares	% holding	No. of shares	% holding	No. of shares	% holding
PNS Business Private Limited	6,42,89,400	51.02%	6,42,89,400	51.02%	16,07,235	51.02%
Rasish Consultancy Private Limited	6,08,15,800	48.26%	6,08,15,800	48.26%	15,20,395	48.26%

(E) Details of Equity shares held by Promoters at the end of the year

Promoter name	As at 31 March 2024			As at 31 March 2023		
	No. of shares	% holding	% change during the year	No. of shares	% holding	% change during the year
PNS Business Private Limited	6,42,89,400	51.02%	-	6,42,89,400	51.02%	-
Rasish Consultancy Private Limited	6,08,15,800	48.26%	-	6,08,15,800	48.26%	-

(F) Equity share reserved for issue under options

Information relating to Employee Stock options issued, exercised and lapsed during the financial year and options outstanding at the end of the reporting period, is set out in Note 47.



23 Other equity

Particulars	As at 31 March 2024	As at 31 March 2023	As at 01 April 2022
Retained earnings	23,274.13	19,680.79	16,792.58
Securities premium	2.25	2.25	2.25
Capital reserve on merger	3.22	3.22	3.22
General reserve	1,115.80	1,115.80	1,115.80
Foreign currency translation reserve	1,362.86	1,658.75	547.60
Share options outstanding account	95.90	-	-
Total	25,854.16	22,460.82	18,461.45

(A) Retained earnings

Particulars	As at 31 March 2024	As at 31 March 2023	As at 01 April 2022
Opening balance	19,680.79	16,792.58	-
Add: Profit for the year	3,626.12	3,983.86	-
Add: Other comprehensive income for the year	93.23	6.96	-
Less: Adjustment on Share Capital due to issue of bonus shares (Refer note 22 (A))	-	(945.09)	-
Less: Dividend paid	(126.01)	(157.52)	-
Closing balance	23,274.13	19,680.79	16,792.58

(B) Securities premium

Particulars	As at 31 March 2024	As at 31 March 2023	As at 01 April 2022
Closing balance	2.25	2.25	2.25
Total	2.25	2.25	2.25

(C) Capital reserve on merger

Particulars	As at 31 March 2024	As at 31 March 2023	As at 01 April 2022
Closing balance	3.22	3.22	3.22
Total	3.22	3.22	3.22

(D) General reserve

Particulars	As at 31 March 2024	As at 31 March 2023	As at 01 April 2022
Closing balance	1,115.80	1,115.80	1,115.80
Total	1,115.80	1,115.80	1,115.80

(E) Foreign currency translation reserve

Particulars	As at 31 March 2024	As at 31 March 2023	As at 01 April 2022
Opening balance	1,658.75	547.60	-
Add: Movement during the year	(295.89)	1,111.16	-
Total	1,362.86	1,658.75	547.60

(F) Share options outstanding account

Particulars	As at 31 March 2024	As at 31 March 2023	As at 01 April 2022
Opening balance	-	-	-
Add: Share based payments to employees during the year	95.90	-	-
Total	95.90	-	-

Nature and purpose of other reserves

Retained earnings	Retained earnings are the profits that the Group has earned till date, less any transfers to general reserve, dividends or other distributions paid to shareholders. Retained earnings includes re-measurement loss / (gain) on defined benefit plans, net of taxes that will not be reclassified to Consolidated Statement of Profit and Loss. Retained earnings is a free reserve available to the Group.
Securities premium	Securities premium is used to record the premium on issue of shares. The reserve can be utilised only for limited purposes such as issuance of bonus shares in accordance with the provisions of the Companies Act, 2013.
Capital reserve on merger	Reserve arising on merger of subsidiary company, as a part of the scheme.
General reserve	Represents transfer portion of the net profit pursuant to the earlier provisions of Companies Act, 1956. Mandatory transfer to general reserve is not required under the Companies Act, 2013.
Share options outstanding account	The Holding Company has stock options schemes under which options to subscribe for the Holding Company's shares have been granted to management personnel. ESOP reserve is used to recognise the value of equity-settled share based payments provided remunerations.
Foreign currency translation reserve	Exchange differences arising on translation of assets, liabilities, income and expenses of the Group's foreign subsidiaries are recognised in other comprehensive income and accumulated separately in foreign currency translation reserve. The amounts recognised are transferred to the consolidated statement of profit and loss on disposal of the related foreign subsidiaries.



24 Borrowings

(a) Non-current borrowings

Particulars	As at 31 March 2024	As at 31 March 2023	As at 01 April 2022
Secured			
Term loan from banks (refer details below)	7,565.47	6,206.53	5,577.48
Vehicle loan (refer details below)			
- From banks	50.03	54.91	71.05
Total	7,615.50	6,261.44	5,648.53
Less: Current maturities of long-term borrowings (included in current borrowings)	(547.75)	(2,444.77)	(1,922.94)
Total	7,067.75	3,816.67	3,725.59


(b) Current borrowings

Particulars	As at 31 March 2024	As at 31 March 2023	As at 01 April 2022
Secured			
Cash Credit (Refer details below)	13,425.40	7,218.05	3,943.68
Current maturities of long-term borrowings			
- From term loan	547.75	2,444.77	1,922.94
Short term loan from banks	-	16.70	-
Unsecured			
From related parties (Refer note 40 and details below)	20.00	-	-
Total	13,993.15	9,679.52	5,866.62


Nature of security	Terms of repayment and interest
a) Auto loan from HDFC bank, balance outstanding amounting to INR 20.14 lakhs (31 March 2023: INR 11.07 lakhs; 1 April 2022: INR 27.29 lakhs) is secured by way of hypothecation of the vehicles purchased against the said loan.	Repayable in 60 equal monthly instalments of INR 29,363 to INR 40,813. Rate of interest is 7.95% p.a. to 8.85% p.a. as at year end. (31 March 2023: 7.95% p.a. to 8.85% p.a.)
b) Term loan from RBL bank, balance outstanding amounting to INR 468.51 lakhs (31 March, 2023: INR 388.85 lakhs; 1 April 2022: INR 43.92 lakhs) is secured by way of exclusive charge on the immovable property located at Paribahan Nagar Complex, Matigara, Siliguri, Darjeeling, West Bengal. Additionally, the same is also personally guaranteed by Mr. Kishore Saraogi and Mr. Pankaj Dhanuka.	Repayable in 20 structured quarterly instalments, after moratorium of 12 months from the first date of availment i.e., from January 2022. Rate of interest is RBL Bank 1 year MCLR plus 0.25% p.a. for all the 3 years. (Loan sanctioned of INR 800 lakhs of which INR 468.51 lakhs has been availed upto 31 March 2024, INR 388.85 lakhs upto 31 March 2023 and INR 43.92 lakhs upto 1 April 2022)
c) Term loan from RBL bank, balance outstanding amounting to INR 214.06 lakhs (31 March 2023: INR 385.31 lakhs; 1 April 2022: Nil) is secured by way of exclusive Charge by way of hypothecation on all the refurbished assets and IT Assets (IT equipment including data servers, switches, computers, laptops, etc.) procured by utilising these term loans, along with a collateral security on the immovable property located at Paribahan Nagar Complex, Matigara, Siliguri, Darjeeling, West Bengal. Additionally, the same is also personally guaranteed by Mr. Kishore Saraogi and Mr. Pankaj Dhanuka.	Repayable in 36 equal monthly instalments of INR 14.27 lakhs. Rate of interest is RBL Bank 1 year MCLR p.a. for both the years. (Loan sanctioned of INR 500 lakhs of which INR 214.06 lakhs has been availed upto 31 March 2024, INR 385.31 lakhs upto 31 March 2023 and Nil lakhs upto 1 April 2022)
d) Term loan from RBL bank, balance outstanding amounting to INR 97.82 lakhs (31 March 2023: INR 17.60 lakhs; 1 April 2022: Nil) is secured by way of exclusive charge by way of hypothecation on all the refurbished assets and IT Assets (IT equipment including data servers, switches, computers, laptops, etc.) procured by utilising these term loans, along with a collateral security on the immovable property located at Paribahan Nagar Complex, Matigara, Siliguri, Darjeeling, West Bengal. Additionally, the same is also personally guaranteed by Mr. Kishore Saraogi and Mr. Pankaj Dhanuka.	Repayable in 36 equal monthly instalments of INR 4.25 lakhs. Rate of interest is Repo rate + 3.30% p.a. for both the years. (Loan sanctioned of INR 500 lakhs of which INR 97.82 lakhs has been availed upto 31 March 2024, INR 17.60 lakhs upto 31 March 2023 and Nil lakhs upto 1 April 2022)
e) Foreign currency term loan from HDFC bank, balance outstanding amounting to INR 166.68 lakhs (31 March 2023: INR 1,680.18 lakhs; 1 April 2022: INR 2617.68 lakhs). The facility is secured with the following collaterals: a) Primary collateral: Trade receivables and fixed deposits. b) Secondary collateral: Charge on the following properties: - Residential property situated at Block-VI, Flat-IB-2, Greenwood Park, Rajarhat, 24 Parganas (North), Kolkata-700107; - Residential property situated at Flat 304, Greenwood Park, Rajarhat, 24 Parganas [North], Kolkata-700107; - Residential property situated at Premises No.1050/1, Servey Park, Udita Towers, Kolkata-700107; - Residential property situated at Flat No. 604, Green Woods Premium, Kaikhali, Kolkata-700107; - Commercial property situated at Y9 Building, Floor - 1st to 7th, Kolkata - 700107; c) Personal guarantors: Mr. Kishore Saraogi, Mr. Pankaj Dhanuka, Mrs. Chandra Kala Devi Dhanuka. d) Other guarantors: Windows Technologies Private Limited, Rasish Consultants Private Limited and PMS Business Private Limited.	Repayable in 12 equal monthly instalments of 0.20 million USD and 0.21 million USD. The foreign currency term loans, were taken over by HDFC Bank from EXIM Bank during the previous year, carries an interest rate of 1 Year Secured Overnight Financing rate "SOFR"+3.05% p.a. The sanctioned amount being INR 1,166.40 lakhs and INR 1,280.00 lakhs respectively out of which the amount utilised as on 31 March 2024 are INR 166.28 lakhs and Nil respectively (31 March 2023: INR 857.23 Lakhs and INR 822.94 lakhs respectively and as at 1 April 2022: Nil and Nil respectively)



Nature of security	Terms of repayment and interest
<p>f) Emerging Enterprise Group Loan from HDFC bank, balance outstanding amounting to INR 469.29 lakhs (31 March 2023: INR 690.58 lakhs; 1 April 2022: INR 830.28 lakhs). The facility is secured with the following collaterals:</p> <p>a) Primary collateral: Trade receivables and fixed deposits.</p> <p>b) Secondary collateral: Charge on the following properties:</p> <ul style="list-style-type: none"> - Residential property situated at Block-VI, Flat-1B-2, Greenwood Park, Rajarhat, 24 Parganas [North], Kolkata-700107; - Residential property situated at Flat 304, Greenwood Park, Rajarhat, 24 Parganas [North], Kolkata-700107; - Residential property situated at Premises No.1050/1, Servey Park, Udita Towers, Kolkata-700107; - Residential property situated at Flat No. 604, Green Woods Premium, Kaikhalli, Kolkata-700107; - Commercial property situated at Y9 Building, Floor - 1st to 7th, Kolkata - 700107; <p>c) Personal guarantors: Mr. Kishore Saraogi, Mr. Pankaj Dhanuka, Mrs. Chandra Kala Devi Dhanuka.</p> <p>d) Other guarantors: Windos Technologies Private Limited, Rasish Consultants Private Limited and PNS Business Private Limited.</p>	<p>Repayable in 21 and 84 equal monthly instalments of INR 28.36 lakhs and INR 4.06 lakhs respectively.</p> <p>Rate of interest is in the range of 9.25% p.a. to 9.85% p.a. (3M T-Bill of the date limit set /loan booking should be applicable) for both the years. The sanctioned amount being INR 759.00 lakhs and INR 500.00 lakhs respectively out of which the amount availed as on 31 March 2024 are INR 245.74 lakhs and INR 223.55 lakhs respectively (31 March 2023: INR 548.05 Lakhs and INR 142.54 lakhs respectively and as at 1 April 2022: Nil and Nil respectively)</p>
<p>g) Revolving credit facility and Term Loan from ICICI Bank Canada, balance outstanding amounting to INR 3,968.56 lakhs (31 March, 2023: Nil; 1 April 2022: Nil), INR 2,083.53 lakhs (31 March, 2023: Nil; 1 April 2022: Nil) respectively is secured by way of :-</p> <p>(i) First priority and Exclusive charge on entire cash flows, receivables (excluding AT&T receivables discounted by Citibank), book debts and revenue of the Borrowers and all of their current & future subsidiaries of whatsoever nature and whenever arising, including both present and future,</p> <p>(ii) First priority and exclusive charge over all the fixed assets (immovable and movable) and current assets (including brands, patents, intangibles, investments in group companies) of Borrowers and all of their current & future subsidiaries (both present and future),</p> <p>(iii) Corporate Guarantee from Parent and Fusion Canada, irrevocable and unconditional in respect of all obligations of the Borrowers,</p> <p>(iv) Personal Guarantee of Promoters &</p> <p>(v) Pledge over the entire fully paid up equity shares of each Borrower and any of their current & future subsidiaries; Share pledges to be executed by Fusion Canada (over shares of Ameridial) and by Ameridial (over shares of ACG).</p>	<p>The Revolving credit Facilities shall mature on the first anniversary of the date on which all specified conditions set forth in the Facility Documents are met to the satisfaction of the Lender.</p> <p>The Term Loan Facility shall mature on the fifth anniversary of the date on which all specified conditions set forth in the Facility Documents are met to the satisfaction of the Lender. The term loan will be repaid in 20 quarterly equal instalments.</p> <p>Interest rate is the aggregate of 3 months SOFR and the Applicable Margin (each as defined herein), payable in respect of the credit facilities on the date which is the last business day of each calendar quarter after the first draw down under the Facility (each such period an "Interest Period"); provided however, that the final Interest Period shall end on the Revolving & Term Loan Maturity Date. Applicable Margin for Revolver Facility and Term loan 1 is 3.70%p.a. and 3.90% p.a. respectively.</p> <p>SOFR means, with respect to any Banking Day, a rate per annum equal to the secured overnight financing rate for such Banking Day published by the SOFR Administrator on the SOFR Administrator's Website on the immediately succeeding Banking Day.</p> <p>The Loans will bear interest based on SOFR. In the event of any Events of Default, the Facility shall bear interest at 2% above the otherwise applicable rate. All such interest shall be due on demand.</p>
<p>h) Revolving Line of Credit (RLOC) from Hillcrest Bank, a division of NBH Bank, balance outstanding amounting to INR 876.74 lakhs (31 March 2023: INR 564.39 lakhs; 1 April 2022: Nil) is secured by way of a valid, perfected, first priority security interest in Accounts Receivable</p>	<p>RLOC will mature 2 years from the Closing Date and fund the RLOC will be interest only payments due monthly with principal due at maturity.</p> <p>Interest rate to be floating rate adjusted quarterly at 1-month term SOFR + 3.25%.</p>
<p>i) Loan taken from U.S. Small Business Administration, balance outstanding amounting to INR Nil (31 March 2023: INR 57.80 lakhs; 1 April 2022: Nil) is secured by property that Borrower now owns or shall acquire or create immediately upon the acquisition or creation thereof: all tangible and intangible personal property, including, but not limited to: (a) inventory, (b) equipment, (c) instruments, including promissory notes (d) chattel paper, including tangible chattel paper and electronic chattel paper, (e) documents, (f) letter of credit rights, (g) accounts, including health-care insurance receivables and credit card receivables, (h) deposit accounts, (i) commercial tort claims, (j) general intangibles, including payment intangibles and software and (k) as-extracted collateral as such terms may from time to time be defined in the Uniform Commercial Code. The security interest Borrower grants includes all accessions, attachments, accessories, parts, supplies and replacements for the Collateral, all products, proceeds and collections thereof and all records and data relating thereto.</p>	<p>Instalment payments, including principal and interest, of USD 731.00 Monthly, will begin Twelve (12) months from the date of the promissory Note. The balance of principal and interest will be payable Thirty (30) years from the date of the promissory Note..</p> <p>Interest will accrue at the rate of 3.75% per annum and will accrue only on funds actually advanced from the date(s) of each advance.</p>



Nature of security	Terms of repayment and interest
j) Term loan from Hillcrest Bank, a division of NBH Bank, balance outstanding amounting to INR 979.26 lakhs (31 March 2023: INR 1,211.76 lakhs; 1 April 2022: Nil) is secured by way of (i) A valid, perfected, first priority security interest in all of the Borrower's assets now owned and hereafter acquired tangible and intangible assets, including, but not limited to: accounts receivable("accounts"), inventory, machinery and equipment, fixtures, contract rights, documents, instruments and general intangibles (including but not limited; to logos & trademarks) and (ii) A pledge of 100% of the equity interest of Borrowers	Term Loan will mature 5 years from the Closing Date and funds under the term loan will be repayable on a 5-year effective amortization schedule. Rate of interest as on 9/6/2022 is 5.90%. Interest rate to be floating rate adjusted quarterly at 1-month term SOFR + 3.25%
k) Operating loan facility & Foreign exchange facility and BCAP facility loan taken from HSBC Bank, balance outstanding amounting to INR 1,825.34 lakhs (31 March 2023: INR 847.16 lakhs; 1 April 2022: Nil) and INR 1,018.45 lakhs (31 March 2023: INR 1,024.54 lakhs; 1 April 2022: INR 1,146.42 lakhs) respectively is secured by Guarantors (i) O'Curranice, Inc., (ii) Xplore-Tech Services Private Limited, (iii) Pankaj Dhanuka and (iv) Kishore Saraogi.	Operating loan facility & Foreign exchange facility: All amounts advanced and outstanding under the Operating Loan Facility shall be repaid on demand by the Bank. Until demand, and subject to the provisions of the Facility Letter, the Borrower may make principal repayments on each Daily Simple SOFR Loan in any amount on a monthly basis and up to four additional times during each fiscal year, and not more frequently, in each case, together with all accrued and unpaid interest in respect of such amounts. The interest on the outstanding principal balance of all Loans and other credit advanced under the Operating Loan Facility shall, unless otherwise provided, be calculated and payable as per terms specified in sanction letter. All liabilities of the Bank under Foreign Exchange Contracts shall be paid by the Borrower on demand by the Bank and, unless and until otherwise demanded, such contracts shall be fulfilled by the Borrower as they fall due. BCAP facility loan: All amounts advanced and outstanding under the BCAP Facility (including principal, interest and applicable fees) shall be repaid in full on the earlier of (i) August 20, 2024 & August 20, 2023 and, (ii) the day that precedes the 5th anniversary date of the Effective Date and (iii) demand for repayment by the Bank. Until such date, the Borrower shall make monthly principal repayments of CAD 42,230, together with monthly payments of accrued interest calculated at the applicable rate on the last day of each month; payable on the first Business Day of the following month. Interest on the outstanding principal balance of advances made under the BCAP Facility shall, unless otherwise provided, be calculated and payable at the Bank's Prime Rate plus 1.50% per annum, calculated monthly in arrears on the daily balance on the last day of each month and payable on the first Business Day of the following month.
l) This loan is taken from Lloyd Banks, balance outstanding amounting to INR 22.73 lakhs (31 March 2023 INR 32.13 lakhs; 1 April 2022: INR 41.31 lakhs) and supported by Bounce Back Loan Scheme (BBL5).	Loan amount is of EURO 50,000 repayable with 72 instalments with interest rate of 2.5%.
m) Car loan balance outstanding amounting to INR 2.22 lakhs (31 March 2023 INR 4.30 lakhs; 1 April 2022: INR 7.51 lakhs), and payment is secured by all accessions, attachments, accessories and equipment placed in or on the vehicle and in all other property.	Loan will be paid in 72 instalments of USD 255.39, interest at the rate of 5.89% p.a.
n) Loan from SBA, balance outstanding amounting to INR 133.45 lakhs (31 March 2023: INR 134.14 lakhs; 1 April 2022: INR 120.70 lakhs) and Borrower hereby grants to SBA, the secured party hereunder, a continuing security interest in and to any and all "Collateral" as described herein to secure payment and performance of all debts, liabilities and obligations of Borrower to SBA hereunder without limitation, including but not limited to all interest, other fees and expenses (all hereinafter called "Obligations"). The Collateral includes the following property that Borrower now owns or shall acquire or create immediately upon the acquisition or creation thereof: all tangible and intangible personal property, including, but not limited to: (a) inventory, (b) equipment, (c) instruments, including promissory notes (d) chattel paper, including tangible chattel paper and electronic chattel paper, (e) documents, (f) letter of credit rights, (g) accounts, including health-care insurance receivables and credit card receivables, (h) deposit accounts, (i) commercial tort claims, (j) general intangibles, including payment intangibles and software and (k) as-extracted collateral as such terms may from time to time be defined in the Uniform Commercial Code. The security interest Borrower grants includes all accessions, attachments, accessories, parts, supplies and replacements for the Collateral, all products, proceeds and collections thereof and all records and data relating thereto.	Instalment payments, including principal and interest, of USD 731.00 Monthly, will begin Twelve (12) months from the date of the promissory Note. The balance of principal and interest will be payable Thirty (30) years from the date of the promissory Note. Interest will accrue at the rate of 3.75% per annum and will accrue only on funds actually advanced from the date(s) of each advance. and payment terms are: (i) Each payment will be applied first to interest accrued to the date of receipt of each payment, and the balance, if any, will be applied to principal (ii) Each payment will be made when due even if at that time the full amount of the Loan has not yet been advanced or the authorized amount of the Loan has been reduced.
Vehicle (Auto) loan financed by the Security Bank balance amounting to INR 8.38 lakhs (31 March 2023: INR 14.52 lakhs; 1 April 2022 : Nil).	Loan is repaid in 48 monthly instalments of PHP 22,897 and the interest rate is 24.25%.



Nature of security	Terms of repayment and interest
p) Loan from World Trade Finance, LLC balance outstanding amounting to INR 650.52 lakhs (31 March 2023: INR 658.12 lakhs; 1 April 2022: INR 777.33 lakhs) is secured by promissory note and guaranteed by SBA on both principle and interest.	This Promissory Note will mature five years from the date of disbursement of this Loan and the rate of interest is 1 % p.a. and will not change during the life of the loan.
q) Car loan balance outstanding amounting to INR 19.29 lakhs (31 March 2023 INR 25.02 lakhs; 1 April 2022: INR 36.25 lakhs), represents loan taken from RMB of Atlanta, Inc.	Repayable in 60 instalments of USD 630.81, interest at the rate of 3.39% p.a.
r) Vehicle loan financed by the Grupo Q El Salvador S.A. DE C.V. balance amounting to INR 3.74 lakhs on 31st March 2022.	Loan is repaid in 72 monthly instalments of USD 650 and the interest rate is 12.4%.
s) Overdraft facility from Atlantic Bank outstanding amount to INR 1076.63 lakhs (31 March 2023: Nil; 1 April 2022 : Nil).	Repayable on demand.

t) **Details of Cash credit facilities**

The Holding Company had obtained a cash credit facility from HDFC Bank Limited, with a sanctioned limit of INR 3,000 lakhs, which had a tenure of 12 months and carried an interest rate of 8.92% p.a. The existing cash credit facility is having a sanctioned limit of INR 3,000 lakhs, out of which the Holding Company has utilised INR 2,918.87 lakhs of the said facility, as on 31 March 2024; INR 1,940.52 lakhs as on 31 March 2023 and INR 976.15 lakhs as on 1 April 2022. The Holding Company has further obtained another cash credit facility from HDFC Bank Limited, with a sanctioned limit of INR 4,200 lakhs, which had a tenure of 12 months and carried an interest rate of 9.94% p.a. The existing cash credit facility is having a sanctioned limit of INR 4,200 lakhs, out of which the Holding Company has utilised INR 4,020.43 lakhs of the said facility, as on 31 March 2024; INR 3,808.16 lakhs as on 31 March 2023 and INR 2,965.71 lakhs as on 1 April 2022. For security details refer note (e) above.

u) **Related party loan**

On 1 June 2023, the Holding Company has obtained loan from a related party amounting to INR 20 lakhs, carrying interest rate of 9% p.a., repayable within 3 years from the date of availment

v) There are two borrowings repaid by the Holding Company in earlier years, wherein the Holding Company is in the process of satisfaction of charges.

w) **Details related to borrowings secured against current assets**

The Holding Company has given current assets as security for borrowings obtained from banks below. The Holding Company has duly submitted the required information with the banks on regular basis and the required reconciliation is presented below:

Name of bank	Quarter ended	Particulars of security provided	Amount as per books of account	Amount as reported in the quarterly return/ statement	Amount of difference	Reason for material discrepancies
RBL Bank	30 September 2022	Trade receivables	3,774.23	3,738.10	36.13	Difference is mainly due to submission made to the banks before the financial statement closure process.
		Trade payables	2,358.29	634.31	1,723.98	
	30 June 2022	Trade receivables	2,876.81	3,095.37	(218.56)	
		Trade payables	721.53	369.30	352.23	
HDFC Bank	31 March 2024	Trade receivables	8,095.88	11,109.78	(3,013.90)	
	31 March 2023	Trade receivables	4,179.86	4,440.29	(260.43)	
	31 December 2023	Trade receivables	7,615.10	11,515.50	(3,900.40)	
	31 December 2022	Trade receivables	4,301.02	4,199.42	101.60	
	30 September 2023	Trade receivables	8,788.73	10,686.74	(1,898.01)	
	30 June 2023	Trade receivables	8,310.60	10,864.79	(2,554.19)	

25(a) **Provisions (Non-current)**

	As at 31 March 2024	As at 31 March 2023	As at 01 April 2022
Provision for employee benefits (Refer note 39)			
- Gratuity	233.30	306.70	289.18
- Compensated absences	108.55	111.58	119.96
Total	341.85	418.28	409.14

25(b) **Provisions (Current)**

	As at 31 March 2024	As at 31 March 2023	As at 01 April 2022
Provision for employee benefits (Refer note 39)			
- Gratuity	20.25	48.86	59.78
- Compensated absences	33.61	65.74	35.13
Total	53.86	114.60	94.91

26 **Other non current financial liabilities**

	As at 31 March 2024	As at 31 March 2023	As at 01 April 2022
Contingent consideration (earn out liability)	1,355.35	-	277.56
Total	1,355.35	-	277.56



27 Trade payables

	As at 31 March 2024	As at 31 March 2023	As at 01 April 2022
Total outstanding dues of micro enterprises and small enterprises	4,686.91	57.61	64.52
Total outstanding dues of creditors other than micro enterprises and small enterprises	5,354.27	7,039.35	5,010.45
Total	5,354.27	7,096.96	5,074.97

Trade Payables ageing schedule

	As at 31 March 2024					
Undisputed trade payables	Unbilled	Dues less than 1 year	1-2 years	2-3 years	More than 3 years	Total
MSME	667.36	2,585.59	186.36	174.16	150.91	667.36
Others	-	-	-	23.97	-	23.97
Total	1,515.92	2,585.59	186.36	198.13	150.91	5,354.27
Disputed trade payables	Unbilled	Dues less than 1 year	1-2 years	2-3 years	More than 3 years	Total
MSME	57.61	3,149.07	498.62	144.63	157.64	6,780.32
Others	-	-	-	-	-	-
Total	2,830.36	3,149.07	498.62	144.63	157.64	7,096.96
As at 31 March 2023	Unbilled	Dues less than 1 year	1-2 years	2-3 years	More than 3 years	Total
MSME	-	57.61	-	-	-	57.61
Others	-	-	-	-	-	-
Total	2,830.36	57.61	-	-	-	2,830.36
Disputed trade payables	Unbilled	Dues less than 1 year	1-2 years	2-3 years	More than 3 years	Total
MSME	-	64.52	137.76	75.45	82.63	4,936.48
Others	-	-	-	-	-	-
Total	2,228.75	64.52	137.76	75.45	82.63	5,074.97
As at 01 April 2022	Unbilled	Dues less than 1 year	1-2 years	2-3 years	More than 3 years	Total
MSME	-	-	-	-	-	-
Others	-	-	-	-	-	-
Total	2,228.75	-	-	-	-	2,228.75
Undisputed trade payables	Unbilled	Dues less than 1 year	1-2 years	2-3 years	More than 3 years	Total
MSME	-	73.97	-	-	-	73.97
Others	-	-	-	-	-	-
Total	2,228.75	73.97	-	-	-	2,228.75
Disputed trade payables	Unbilled	Dues less than 1 year	1-2 years	2-3 years	More than 3 years	Total
MSME	-	-	-	-	-	-
Others	-	-	-	-	-	-
Total	2,228.75	-	-	-	-	2,228.75
As at 01 April 2022	Unbilled	Dues less than 1 year	1-2 years	2-3 years	More than 3 years	Total
MSME	-	-	-	-	-	-
Others	-	-	-	-	-	-
Total	2,228.75	-	-	-	-	2,228.75
Disputed trade payables	Unbilled	Dues less than 1 year	1-2 years	2-3 years	More than 3 years	Total
MSME	-	-	-	-	-	-
Others	-	-	-	-	-	-
Total	2,228.75	-	-	-	-	2,228.75
As at 01 April 2022	Unbilled	Dues less than 1 year	1-2 years	2-3 years	More than 3 years	Total
MSME	-	-	-	-	-	-
Others	-	-	-	-	-	-
Total	2,228.75	-	-	-	-	2,228.75

28 Other current financial liabilities

	As at 31 March 2024	As at 31 March 2023	As at 01 April 2022
Interest accrued but not due on borrowings	11.76	14.38	35.55
Security deposits	297.28	357.20	439.47
Capital creditors	9.55	151.05	44.31
Contingent consideration (earn out liability)	2,120.92	1,207.83	-
Dividend payable	55.55	1.02	-
Client's Fund held in Trust Account	58.39	2.55	40.72
Payable to employees	3,400.44	3,423.27	3,338.08
Total	5,953.89	5,197.30	3,898.13

Note: There are no amounts due for payment to the Investor Education and Protection Fund under Section 125 of the Companies Act, 2013 as at the year end.

29 Other current liabilities

	As at 31 March 2024	As at 31 March 2023	As at 01 April 2022
Statutory dues	3,245.50	2,375.23	2,143.15
Advance from customers	696.71	927.05	252.86
Other payables	29.03	20.21	27.87
Total	3,971.24	3,322.49	2,423.88

14(c) Current tax liability

	As at 31 March 2024	As at 31 March 2023	As at 01 April 2022
Provision for tax (net of advance tax)	947.98	833.58	1,737.16
Total	947.98	833.58	1,737.16



30 Revenue from operations

Particulars	For the year ended 31 March 2024	For the year ended 31 March 2023
Sale of services		
Income from business process management services	99,131.52	1,10,499.06
Total	99,131.52	1,10,499.06

Notes:

(i) There are no unsatisfied performance obligations resulting from Revenue from Contracts with Customers as at March 31, 2024 and March 31, 2023.

(ii) Reconciliation of revenue from contracts with customers recognised with contract price:

(iii) Refer note 41 for additional revenue disclosures

31 Other income

Particulars	For the year ended 31 March 2024	For the year ended 31 March 2023
Interest income on financial assets measured at amortised cost:		
- Bank deposits	25.14	60.50
- loan to related parties (Refer note 40)	102.59	71.75
- Income tax refund	69.24	21.13
- Security deposit	44.29	39.66
- Lease receivables	1.17	26.86
Gain on sale of property, plant and equipment (net)	198.74	32.23
Dividend income (Refer note 40)	39.69	34.70
Liabilities/ provisions no longer required written back	1,708.53	553.10
Foreign exchange gain (net)	-	598.37
Insurance claim	279.51	-
Scrap sale	-	4.63
Employee retention credit	-	2,600.94
Miscellaneous income	552.44	139.48
Total	3,021.34	4,183.35

32 Employee benefits expense

Particulars	For the year ended 31 March 2024	For the year ended 31 March 2023
Salaries, wages and bonus	66,231.00	74,959.33
Contribution to provident fund and other funds (Refer note 39)	1,169.60	1,273.73
Staff welfare expenses	501.02	341.72
Employee share-based compensation expense (Refer note 47)	95.90	-
Total	67,997.52	76,574.78

33 Finance cost

Particulars	For the year ended 31 March 2024	For the year ended 31 March 2023
Interest expense at amortised cost on:		
- Borrowings	1,287.41	1,026.25
- Lease liabilities (Refer note 7)	496.59	398.86
- Loan from related party (Refer note 40)	1.70	-
- Others	109.90	43.74
Total	1,895.60	1,468.85

34 Depreciation and amortisation expense

Particulars	For the year ended 31 March 2024	For the year ended 31 March 2023
Depreciation on property, plant and equipment (Refer note 6)	1,812.40	2,167.52
Amortisation on intangible assets (Refer note 9)	869.23	1,602.14
Depreciation on right-of-use asset (Refer note 7)	2,216.04	1,850.64
Total	4,897.67	5,620.30



(This space has been intentionally left blank)



35 Other expenses

Particulars	For the year ended 31 March 2024	For the year ended 31 March 2023
Sales and marketing expense	669.29	633.53
Rent expense	2,305.39	2,768.20
Outsourcing expenses	2,610.11	4,544.54
Bank charges	460.06	287.13
Electricity and water charges	427.47	580.89
Rates and taxes	230.40	345.44
Recruitment and training expenses	465.72	906.04
Repairs and maintenance:		
- others	103.82	323.99
Printing and stationary charges	495.25	368.52
Insurance	1,066.68	1,119.16
Telephone and internet charges	5,570.36	5,155.45
Legal and professional fees	3,059.98	3,173.81
Membership and subscription expenses	414.56	752.35
Office and admin expenses	646.00	461.83
Security and housekeeping charges	475.11	281.61
Expense relating to Acquisition & Valuations		
Payments to auditors	100.00	14.75
Provision for credit allowances (Refer Note 16)	88.64	104.16
Bad debts written off	673.10	78.02
Commission and brokerage	-	323.01
Freight and carriage	4.30	22.21
Donation	2.50	23.83
Travelling and conveyance	1,761.78	2,048.39
Other receivables written off	66.76	-
Loss on foreign exchange (net)	254.50	-
Corporate social responsibility expenditure (Refer note 46)	18.00	-
Miscellaneous expenses	1,723.79	2,563.11
Total	23,693.57	26,879.97

(This space has been intentionally left blank)



Fusion CX Private Limited (Formerly Xplore-Tech Services Private Limited)

Summary of material accounting policies and other explanatory information of consolidated financial statements for the year ended 31 March 2024

(All amount are in INR Lakhs, unless otherwise stated)

36 Tax expense

(A) Income tax expense:

Particulars	For the year ended 31 March 2024	For the year ended 31 March 2023
Current tax	589.91	475.17
Tax pertaining to earlier years	-	60.56
Deferred tax	(547.53)	(381.08)
Income tax expense reported in the Statement of profit or loss	42.38	154.65

(B) Income tax expense charged to Other Comprehensive income (OCI)

Particulars	For the year ended 31 March 2024	For the year ended 31 March 2023
Items that will not be reclassified subsequently to profit or loss		
Remeasurement of net defined benefit liability	30.71	0.13
Income tax charged to OCI	30.71	0.13

(C) Reconciliation of tax charge

Particulars	For the year ended 31 March 2024	For the year ended 31 March 2023
Profit before tax	3,668.50	4,138.51
Enacted income tax rate applicable to the Company	25.17%	25.17%
Current tax expenses/(Credit) on profit/(loss) before tax at the enacted income tax rate	923.29	1,041.58
Tax related to earlier years	-	60.56
Impact due to deductions claimed under Income-tax Act	(349.77)	(85.09)
Tax impact of expenses not deductible	20.38	23.83
Impact of Foreign Subsidiaries	(669.71)	(697.07)
Other Adjustments	118.19	(189.16)
Income tax expense	42.38	154.65

On 20 September 2019, vide the Taxation Laws (Amendment) Ordinance 2019, the Government of India inserted Section 115BAA in the Income Tax Act, 1961 which provides domestic companies a non-reversible option to pay corporate tax at reduced rates effective 01 April 2019 subject to certain conditions. However, the Company has elected to exercise the option permitted under section 115BAA in the earlier year. Accordingly, the Company has recognised the provision for income tax basis the rate prescribed in said section. The major components of income tax expense and the reconciliation of expense is based on the domestic effective tax rate of 25.17%.

(D) Deferred tax balances:


Particulars	As at 31 March 2024	As at 31 March 2023	As at 01 April 2022
Deferred tax liability			
Property, plant and equipment	14.90	31.42	(40.52)
Temporary differences of taxable items	1,402.05	783.60	695.83
Customer Relationship	(4.28)	(5.72)	-
Deferred tax Assets (liability)	1,412.67	809.30	655.31

Movement in deferred tax assets and deferred tax liabilities from 01 April 2023 to 31 March 2024:

Particulars	As at 01 April 2023	Recognised in profit or loss	Recognised in OCI	Impact of Acquisition	Impact of FCTR	As at 31 March 2024
Deferred tax liabilities/assets						
Property, plant and equipment	31.42	(16.52)	-	-	-	14.90
Temporary differences of taxable items	783.60	561.85	(30.71)	-	87.31	1,402.05
Customer Relationship	(5.72)	2.20	-	(0.76)	-	(4.28)
Deferred tax Assets (liability)	809.30	547.53	(30.71)	(0.76)	87.31	1,412.67

Movement in deferred tax assets and deferred tax liabilities from 01 April 2022 to 31 March 2023:

Particulars	As at 01 April 2022	Recognised in profit or loss	Recognised in OCI	Impact of Acquisition	Impact of FCTR	As at 31 March 2023
Deferred tax liabilities/assets						
Property, plant and equipment	(40.52)	71.94	-	-	-	31.42
Temporary differences of taxable items	695.83	152.68	(0.13)	-	(64.78)	783.60
Customer Relationship	-	156.46	-	(162.18)	-	(5.72)
Deferred tax Assets (liability)	655.31	381.08	(0.13)	(162.18)		809.30



37 Earning per share

Particulars	For the year ended 31 March 2024	For the year ended 31 March 2023
Profit attributable to ordinary equity holders	3,626.12	3,983.86
Weighted average number of equity shares outstanding - Basic	12,60,12,400	12,60,12,400
Weighted average number of equity shares outstanding - Diluted	12,61,24,063	12,60,12,400
Earnings per share (INR) - Basic (Face value INR 1 per share)	2.88	3.16
Earnings per share (INR) - Diluted (Face value INR 1 per share)	2.88	3.16

38 Contingent liabilities and commitments

Particulars	As at 31 March 2024	As at 31 March 2023	As at 01 April 2022
Contingent liabilities (to the extent not provided for)			
Claims not acknowledged as debt	416.87	-	-
Disputed dues:			
- Income tax demand	348.88	223.57	257.41
- Goods and service tax demand	331.38	-	-
Provident Fund			
The Honourable Supreme Court, had passed a judgement on 28 February, 2019 in relation to inclusion of certain allowances within the scope of "Basic wages" for the purpose of determining contribution to provident fund under the Employees' Provident Funds & Miscellaneous Provisions Act, 1952. The management, based on legal advice, is of the view that the applicability of the judgement to the Company, with respect to the period and the nature of allowances to be covered due to interpretation challenges, and resultant impact on the past provident fund liability, cannot be reasonably ascertained.	Amount not determinable	Amount not determinable	Amount not determinable

Commitments:

Bank guarantees (Refer note (a) below)	1,759.24	1,802.29	1,083.82
Corporate guarantee:			
Corporate Financial Guarantees on account of corporate guarantee to the bankers on behalf of subsidiaries for facilities availed by them (amount outstanding at close of the year).	15,425.66	4,801.26	2,842.34
Capital commitments:			
Capital expenditure contracted for at the end of the reporting period but not recognised as liabilities is as follows:			
Property, plant and equipment	203.12	209.89	264.09
Less: Capital advances and CWIP	55.83	1.35	-
Net Capital commitments	147.29	208.54	264.09

Notes:

- (a) The Company has utilised Non-fund based facility while executing the contract.

39 Employee benefits

(A) Defined contribution plans

Retirement benefit in the form of provident fund is a defined contribution scheme. The Company has no obligation, other than the contribution payable to the provident fund. The Company recognizes contribution payable to the provident fund scheme as an expense, when an employee renders the related service.

During the year, the Company has recognized the following amounts in the Consolidated Statement of Profit and Loss:

	For the year ended 31 March 2024	For the year ended 31 March 2023
Employers' contribution to Provident Fund and Employee State Insurance Scheme	1,169.60	1,273.73
	1,169.60	1,273.73

(B) Defined benefit plans

I. Gratuity:

The Company provides Gratuity for employees in India as per the Payment of Gratuity Act, 1972 and in Philippines as per Retirement Pay Law (R.A. 7641). All employees are entitled to gratuity benefits on exit from service due to retirement, resignation or death. There is a vesting period of 5 years on exits due to retirement or resignation. This defined benefit plans expose the Company to actuarial risks, such as longevity risk, interest rate risk and market (investment) risk. The present value of the defined benefit obligation and the relevant current service cost are measured using the Projected Unit Credit Method, with actuarial valuations being carried out at each Balance sheet date. This is an unfunded plan.



(This space has been intentionally left blank)



Fusion CX Private Limited (Formerly Xplora-Tech Services Private Limited)

Summary of material accounting policies and other explanatory information of consolidated financial statements for the year ended 31 March 2024
(All amount are in INR Lakhs, unless otherwise stated)

i. Gratuity (cont'd)
ii) Amount recognised in Balance Sheet

	As at 31 March 2024	As at 31 March 2023	As at 01 April 2022
Present value of obligation as at the end of the year	253.55	355.57	348.96
Net (asset) / Liability recognized in Balance Sheet	253.55	355.57	348.96
Current liability	20.25	48.86	59.78
Non-current liability	233.30	306.71	289.18
Total	253.55	355.57	348.96

iii) Changes in the present value of benefit obligation

	As at 31 March 2024	As at 31 March 2023
Present value of obligation at the beginning of the year	355.57	348.96
On account of business combination	10.16	-
Included in profit or loss		
Interest cost	23.30	19.58
Current service cost	100.52	95.87
Past service cost	1.45	0.56
	125.27	116.01
Included in Other Comprehensive Income		
Actuarial (gain)/ loss - Financial Assumptions	1.99	(21.04)
Actuarial (gain)/ loss - Experience	(125.68)	13.35
FCTR	(0.26)	0.60
	(123.95)	(7.09)
Other		
Benefit payments directly by the Company	(113.50)	(102.31)
Present value of obligation at the end of the year	253.55	355.57

iv) Reconciliation of balance sheet amount

	As at 31 March 2024	As at 31 March 2023
Opening net (asset)/liability	355.57	348.96
On account of business combination	10.16	-
Expense/(income) recognised in profit and loss	125.27	116.01
Expense/(income) recognised in other comprehensive income	(123.95)	(7.09)
Benefit payments directly by the Company	(113.50)	(102.31)
Balance sheet (Asset)/Liability at the end of year	253.55	355.57

v) Expense recognized in the statement of profit and loss

	For the year ended 31 March 2024	For the year ended 31 March 2023
Current service cost	100.52	95.87
Net Interest cost	23.30	19.58
Past service cost		
- Interest expense on DBO	1.45	0.56
Total expenses recognized in the statement of profit and loss	125.27	116.01

vi) Expense recognized in other comprehensive income

	For the year ended 31 March 2024	For the year ended 31 March 2023
Actuarial (gains)/ losses arising from:		
- Experience	(125.68)	13.35
- Assumptions changes	1.99	(21.04)
FCTR	(0.26)	0.60
Net actuarial (gains) / losses recognised in OCI	(123.95)	(7.09)

(This space has been intentionally left blank)



I. Gratuity (cont'd)

vi)

a) Principal assumptions used for the purpose of the actuarial valuation(Fusion CX Private Limited formerly Xplere-Tech Services Private Limited)

Actuarial (gains)/ losses arising from:	For the year ended 31 March 2024	For the year ended 31 March 2023
Mortality	IALM (2012-14) Ultimate	IALM (2012-14) Ultimate
Discount Rate	7.17%	7.30%
Salary increase rate	5.00%	4%-5%
Withdrawal Rate		
Age 20-30	30.00%	30.00%
Age 31- 35	15.00%	15.00%
Age 36- 60	10.00%	10.00%
Average attained age	26 years	28 years
Retirement age	60 years	60 years

b) Principal assumptions used for the purpose of the actuarial valuation(Omind Technologies Private Limited)

Particulars	For the year ended 31 March 2024	For the year ended 31 March 2023
Mortality	IALM (2012-14) Ultimate	-
Discount Rate	7.18%	-
Salary increase rate	5.00%	-
Withdrawal Rate	10.00%	-
Average attained age	31.16	-
Retirement age	60 years	-

c) Principal assumptions used for the purpose of the actuarial valuation (Fusion BPO Services Phils., Inc.)

Particulars	For the year ended 31 March 2024	For the year ended 31 March 2023
Mortality	2017 PICM	2017 PICM
Discount Rate	6.11%	5.97%
Salary increase rate	2.00%	2.00%
Withdrawal Rate		
Age 19-24	37.59%	37.59%
Age 25-29	32.62%	32.62%
Age 30-34	25.89%	25.89%
Age 35-39	18.80%	18.80%
Age 40-44	21.79%	21.79%
Age 45-49	21.83%	21.83%
Age 50-54	20.07%	20.07%
Above 55 yaers	0.50%	0.50%
Average attained age	31.54	30.03
Retirement age	65 years	65 years

vii) Sensitivity analysis

The sensitivity analysis have been determined based on reasonably possible changes of the respective assumptions occurring at the end of the reporting period, while holding all other assumptions constant. The changes would have affected the defined benefit obligation as below:

	For the year ended 31 March 2024	For the year ended 31 March 2023
Change in Discount rate		
Delta effect + 1%	236.30	336.59
Delta effect + 1%	-6.41% to -11.91%	-5.09% to -12.55%
Delta effect - 1%	273.18	376.86
Delta effect - 1%	7.24% to 14.31%	5.67% to 15.04%
Change in rate of salary increase		
Delta effect + 1%	273.29	376.83
Delta effect + 1%	7.25% to 14.78%	5.65% to 15.52%
Delta effect - 1%	235.84	336.20
Delta effect - 1%	-6.56% to -12.54%	-5.18% to -13.11%
Change in withdrawal rate		
Delta effect + 1%	12.77	10.39
Delta effect + 1%	-12.03%	-13.04%
Delta effect - 1%	16.85	14.06
Delta effect - 1%	16.12%	17.67%

The sensitivity analysis presented above may not be representative of the actual change in the Defined Benefit Obligation as it is unlikely that the change in assumptions would occur in isolation of one another as some of the assumptions may be correlated.



I. Gratuity (cont'd)

viii) Maturity profile of benefit payments

Year	For the year ended 31 March 2024	For the year ended 31 March 2023
1 Year	20.25	48.86
2 to 5 years	107.80	186.28
6 to 10 years	135.97	160.23
More than 10 years	389.32	349.67

The weighted average duration of defined benefit obligation is 13 years (31 March 2023: 13 years).

Gratuity is a defined benefit plan and entity is exposed to the following risks:

- Interest rate risk:** The plan exposes the Group to the risk of fall in interest rates. A fall in interest rates will result in an increase in the ultimate cost of providing the above benefit and will thus result in an increase in the value of the liability.
- Salary Risk:** The present value of the defined benefit plan is calculated with the assumption of salary increase rate of plan participants in future. Deviation in the rate of increase of salary in future for plan participants from the rate of increase in salary used to determine the present value of obligation will have a bearing on the plan's liability.
- Liquidity Risk:** This is the risk that the Company is not able to meet the short-term gratuity payouts. This may arise due to non-availability of enough cash / cash equivalent to meet the liabilities or holding of illiquid assets not being sold in time.
- Demographic Risk:** The Company has used certain mortality and attrition assumptions in valuation of the liability. The Company is exposed to the risk of actual experience turning out to be worse compared to the assumption.
- Regulatory Risk:** Gratuity benefit is paid in India in accordance with the requirements of the Payment of Gratuity Act, 1972 and in Philippines as per Retirement Pay Law (R.A. 7641)(as amended from time to time). There is a risk of change in regulations requiring higher gratuity payouts (e.g. Increase in the maximum limit on gratuity of INR 20 lakhs in Payment of Gratuity Act, 1972).

II. Compensated absences:

The provision for compensated absences (Privilege Leave) as at the year end 31 March 2024 is INR 120.65 lakhs (31 March 2023: INR 147.74 lakhs; 01 April 2022: INR 124.19 lakhs). The provision for compensated absences (Sick leave) as at the year end 31 March 2024 is INR 32.24 lakhs (31 March 2023: INR 29.57 lakhs; 01 April 2022: INR 31.90 lakhs).



(This space has been intentionally left blank)




40 Related party disclosures

A. Details of related parties:

Description of relationship	Names of related parties
Holding Company	PNS Business Private Limited
Key Management Personnel (KMPs)	Mr. Panikaj Dhanuka (Director) Mr. Kishore Saraogi (Director)
Entities over which KMPs/ directors and/ or their relatives are able to exercise significant influence	Rasish Consultants Private Limited Window Technologies Private Limited Global Seamless Tubes and Pipes Private Limited Omind Technologies Private Limited (Upto 31st December 2023) Omind Technologies Inc. (Upto 31st December 2023) 515 Oakland NC Ltd. SSR Services Inc. PKR Services Inc. GSTP (HFS) Private Limited, India
Relative of KMPs	Mrs. Chandrakanta Dhanuka (Mother of Mr. Panikaj Dhanuka) Mrs. Rajani Saraogi (Wife of Mr. Kishore Saraogi)

B. Details of related party transactions during the year:

Particulars	For the year ended 31 March 2024	For the year ended 31 March 2023
Sale of Services		
Omind Technologies Private Limited	23.64	15.83
Global Seamless Tubes and Pipes Private Limited	-	0.09
Omind Technologies Inc.	0.86	140.82
Interest expense - Lease Liability		
Window Technologies Private Limited	39.78	43.65
Interest Income - Security Deposit		
Window Technologies Private Limited	34.71	31.24
Rent expense		
Window Technologies Private Limited	93.60	129.60
515 Oakland NC Ltd.	23.39	252.94
Dividend Income		
Window Technologies Private Limited	39.69	34.70
Sale of property, plant and equipment		
Omind Technologies Private Limited	726.46	-
Expenses incurred on behalf of the Company		
Window Technologies Private Limited	152.71	-
Outsourcing expenses		
Window Technologies Private Limited	333.01	2,362.81
PNS Business Private Limited	-	13.35
Omind Technologies Private Limited	-	231.15
Professional Services Expenses		
GSTP (HFS) Private Limited, India	553.18	414.92
SSR Services Inc.	667.23	739.93
PKR Services Inc.	4.22	-
Global Seamless Tubes and Pipes Private Limited	316.72	344.41
Subscription cost		
Omind Technologies Private Limited	825.44	133.40
Omind Technologies Inc.	693.53	690.10
Interest income on loans given		
Windows Technologies Private Limited	97.99	69.11
Omind Technologies Private Limited	4.05	2.64
Rasish Consultants Private Limited	0.55	-
Loans given		
Rasish Consultants Private Limited	23.01	-
Windows Technologies Private Limited	-	355.26
Omind Technologies Private Limited	-	33.50
Global Seamless Tubes and Pipes Private Limited	74.72	-




40 Related party disclosures (cont'd)

Particulars	For the year ended 31 March 2024	For the year ended 31 March 2023
Borrowing	20.00	-
Interest on borrowing	1.70	-
Dividend paid	64.29	80.36
PMS Business Private Limited	60.82	76.02
Rashin Consultancy Private Limited	166.71	174.26
Mr. Parthaj Dhanuka	297.79	343.22
Mr. Kishore Sarangi		

C. Balances Outstanding as at the end of the year:

Particulars	As at 31 March 2024	As at 31 March 2023	As at 01 April 2022
Trade receivable	-	560.88	461.05
Orind Technologies, Inc	-	41.93	23.45
Global Seamless Tubes and Pipes Private Limited	-	0.11	21.82
SSR Services Inc.	-	-	-
Right-of-use assets	576.39	692.95	808.86
Window Technologies Private Limited	-	-	-
Lease Liability	366.99	420.81	506.76
Loans granted (including interest receivable)	1,313.13	1,224.93	807.47
Window Technologies Private Limited	-	50.57	14.70
Rashin Consultancy Private Limited	23.51	-	-
PRR Services	170.01	167.59	154.04
Orind Technologies, Inc	-	1,360.13	113.77
Global Seamless Tubes and Pipes Private Limited	74.72	-	-
Investment in preference shares	349.45	310.31	275.61
Window Technologies Private Limited	-	-	-
Security deposits receivable	363.84	329.14	297.90
Window Technologies Private Limited	-	-	-
Dividend payable	54.73	-	-
Rashin Consultancy Private Limited	2.22	72.05	2.22
Trade payables	-	-	-
CSFP (HFS) Private Limited, India	16.02	25.32	-
Orind Technologies Private Limited	-	280.75	-
Windows Technologies Private Limited	-	281.76	-
Orind Technologies, Inc	16.61	12.32	176.55
SSR Services Inc.	4.25	-	105.71
PRR Services Inc.	-	-	-
Advance to supplier	-	-	-
Window Technologies Private Limited	9.28	34.20	147.39
515 Oakland NC Ltd.	-	-	-
Borrowing	20.00	-	-
Global Seamless Tubes and Pipes Private Limited	-	-	-
Interest accrued but not due on borrowings	1.70	-	-
Global Seamless Tubes and Pipes Private Limited	5.36	11.66	2.28
Payable to KMPs	2.52	3.19	1.65
Mr. Parthaj Dhanuka			
Mr. Kishore Sarangi			

- Notes:
 i) All transactions with these related parties are made on terms equivalent to that prevails, in arm's length transaction and resulting outstanding receivables and payables including financial assets and financial liabilities balances are settled in cash. None of the balances are secured.
 ii) Related parties have been identified by the Management and are relied upon by the auditors.
 iii) The remuneration to key managerial personnel does not include provision for gratuity and compensated absences, as they are determined for the Group as a whole.



Fusion CX Private Limited (Formerly Xplore-Tech Services Private Limited)

Summary of material accounting policies and other explanatory information of consolidated financial statements for the year ended 31 March 2024

(All amount are in INR Lakhs, unless otherwise stated)

41 Revenue as per Ind AS 115

Contract balances

a) The following table provides information about receivables, unbilled revenue and deferred revenue from contracts with customers:

Particulars	As at 31 March 2024	As at 31 March 2023	As at 01 April 2022
Trade Receivables	25,403.59	21,814.00	14,054.47
Contract liabilities			
Advances from customers	696.71	927.05	252.86

b) Significant changes in the contract balances during the year are as follows:

Particulars	Contract liabilities	
	As at 31 March 2024	As at 31 March 2023
Opening balance	927.05	252.86
Revenue recognised during the year	(927.05)	(252.86)
Advances received	696.71	927.05
At the end of the reporting period	696.71	927.05


c) Reconciliation of revenue recognised vis-à-vis contracted price

Particulars	For the year ended 31 March 2024	For the year ended 31 March 2023
Revenue as per contracted price	99,131.52	1,10,499.06
Adjustments made to contract price on account of :-		
Discount / Rebates	-	-
Revenue from operations	99,131.52	1,10,499.06

d) Revenue based on timing of recognition

Particulars	For the year ended 31 March 2024	For the year ended 31 March 2023
Revenue recognition at a point in time	99,131.52	1,10,499.06
Revenue recognition over period of time	-	-
Revenue from operations	99,131.52	1,10,499.06

(This space has been intentionally left blank)



Fusion CX Private Limited (Formerly Xpire-Tech Services Private Limited)

Summary of material accounting policies and other explanatory information of consolidated financial statements for the year ended 31 March 2024
(All amount are in INR Lakhs, unless otherwise stated)

42 Fair value measurements

(A) Classification of financial assets and financial liabilities:

The following table shows the carrying amounts of financial assets and financial liabilities which are classified as amortised cost. There are no other financial assets or financial liabilities classified under Fair value through Profit and Loss (FVTPL) and Fair value through Other Comprehensive Income (FVOCI).

Particulars	As at 31 March 2024 Amortised Cost	As at 31 March 2023 Amortised Cost	As at 01 April 2022 Amortised Cost
Financial assets			
Non-current			
Loans	1,581.37	2,803.22	1,089.98
Other financial assets	1,332.17	1,378.28	1,685.85
Current			
Trade receivables	25,403.59	21,814.00	14,054.47
Cash and cash equivalents	2,016.62	3,059.35	7,318.19
Bank balances other than cash and cash equivalents	293.49	135.09	544.00
Loans	146.95	124.00	75.82
Other financial assets	820.41	314.31	259.82
Financial liabilities			
Non-current			
Borrowings	7,067.75	3,816.67	3,725.59
Lease liabilities	7,501.76	4,429.99	2,777.16
Current			
Borrowings	13,993.15	9,679.52	5,866.62
Lease liabilities	3,146.30	1,729.78	1,515.98
Trade payables	5,354.27	7,096.96	5,074.97
Other financial liabilities	5,953.89	5,157.30	3,898.13

(B) Fair value hierarchy

The following is the hierarchy for determining and disclosing the fair value of financial instruments by valuation technique:

Inputs used in determining fair value measurements are categorised into different levels based on how observable the inputs used in the valuation technique utilised are (the 'fair value hierarchy'):

- Level 1 - Quoted prices in active markets for identical items (unadjusted)
- Level 2 - Inputs other than quoted prices included within Level 1 that are observable for the asset or liability, either directly (i.e. as prices) or indirectly (i.e. derived from prices).
- Level 3 - Unobservable inputs (i.e. not derived from market data).

Fair value of Financial Assets and Liabilities measured at amortized cost:

The fair value of other current financial assets, cash and cash equivalents, trade receivables, other financial assets, trade payables and other financial liabilities approximate the carrying amounts because of the short-term nature of these financial instruments.

The amortized cost using effective interest rate (EIR) of non-current financial assets consisting of security deposits are not significantly different from the carrying amount.

(This space has been intentionally left blank)



43 Financial risk management

The Group's financial risk management is an integral part of how to plan and execute its business strategies. The Group's financial risk management policy is set by the Managing Board. These risks are categorised into Market risk, Credit risk and Liquidity risk.

(A) Market risk

Market risk is the risk of loss of future earnings, fair values or future cash flows that may result from a change in the price of a financial instrument. The value of a financial instrument may change as a result of changes in the interest rates, foreign currency exchange rates, and other market changes that affect market risk sensitive instruments. Market risk is attributable to all market risk sensitive financial instruments including foreign currency receivables, payables and loans and borrowings.

(i) Interest rate risk

Interest rate risk is the risk that the fair value of future cash flows of the financial instruments will fluctuate because of changes in market interest rates. In order to optimize the Group's position with regards to interest income and interest expenses and to manage the interest rate risk, treasury performs a comprehensive corporate interest rate risk management by balancing the proportion of fixed rate and floating rate financial instruments in its total portfolio.

According to the Group, interest rate risk exposure is only for floating rate borrowings. For floating rate liabilities, the analysis is prepared assuming the amount of the liability outstanding at the end of the reporting period was outstanding for the whole year. A 100 basis point increase or decrease is used when reporting interest rate risk internally to key management personnel and represents management's assessment of the reasonably possible change in interest rates.

Exposure to interest rate risk

Particulars	As at 31 March 2024	As at 31 March 2023
Non-current borrowings	7,067.75	3,816.67
Current borrowings (including current maturities of long-term debt)	13,993.15	9,679.52
Total Borrowings (excluding interest accrued but not due)	21,060.90	13,496.19
Borrowings not carrying variable rate of interest	11,128.81	9,191.25
Borrowings carrying variable rate of interest	9,932.08	4,304.94
% of Borrowings out of above bearing variable rate of interest	47%	32%

Interest rate sensitivity

A change of 100 bps in interest rates would have following Impact on profit before tax

Particulars	For the year ended 31 March 2024	For the year ended 31 March 2023
100 bps increase would decrease the profit before tax by	(99.32)	(43.05)
100 bps decrease would increase the profit before tax by	99.32	43.05

(ii) Foreign currency risk

Foreign currency risk is the risk that the fair value or future cash flows of a financial instrument will fluctuate because of changes in foreign exchange rates. The Group's exposure to the risk of changes in foreign exchange rates relates primarily to the Group's operating activities (when revenue or expense is denominated in a different currency from the Group's functional currency).

Unhedged Foreign Currency Exposure

Particulars	Currency	As at 31 March 2024		As at 31 March 2023		As at 01 April 2022	
		Foreign Currency	Amount in INR	Foreign Currency	Amount in INR	Foreign Currency	Amount in INR
Borrowings (including interest)	USD	2.00	166.68	20.42	1,680.18	32.14	2,652.88
Trade receivables	USD	68.00	5,666.82	31.42	2,581.34	39.45	2,978.55
Trade receivables	CAD	-	-	0.25	14.91	0.32	19.17
Trade receivables	GBP	2.19	196.90	5.25	469.08	2.45	196.52
Trade receivables	EUR	2.36	247.82	1.16	117.28	1.92	190.82
Trade payables	USD	1.10	91.90	3.55	291.86	6.62	499.53
Trade payables	GBP	-	-	-	-	0.02	2.11
Trade payables	EUR	0.05	4.36	0.02	2.08	0.01	0.81

Foreign Currency Risk Sensitivity

A change of 5% in Foreign currency would have following Impact on profit before tax

	2023-2024		2022-2023	
	5% increase	5% decrease	5% increase	5% decrease
USD	270.41	(270.41)	30.47	(30.47)
CAD	-	-	0.75	(0.75)
GBP	(12.39)	12.39	(5.86)	5.86
EUR	12.17	(12.17)	5.76	(5.76)
Increase / (decrease) in profit or loss	270.19	(270.19)	31.12	(31.12)

Price risk

The Holding Company's doesn't have exposure to equity securities price risk, as the Holding Company is a private company and not a listed entity.



44 Financial risk management (cont'd)

(B) Credit risk

Credit risk is the risk of financial loss to the Group if a customer or counterparty to a financial instrument fails to meet its contractual obligations. The Group's maximum exposure to credit risk for the components of the Balance Sheet at 31 March 2024, 31 March 2023 and 1 April 2022 is the carrying amounts of financial assets as per Note 43. The objective of managing counterparty credit risk is to prevent losses in financial assets. The Group assesses the credit quality of the counterparties, taking into account their financial position, past experience and other factors.

Impairment of financial assets

(i) Cash and cash equivalents and bank balances other than cash and Cash and cash equivalents ('Balances with banks'):

Credit risk from balances with banks is considered negligible, since the counterparty is a reputable bank with high quality external credit rating. Based on assessment carried by the Group, entire receivable under this category is classified as "Stage 1". Impairment on balances with banks has been measured on the 12-month expected loss basis. The Group considers that its balances with banks have low credit risk based on the external credit ratings of the counterparties. The amount of provision for expected credit losses on balances with banks is negligible.

(ii) Trade receivables :

The Group applies the Ind AS 109 simplified approach for measuring expected credit losses which uses a lifetime expected loss allowance (ECL) for trade receivables. The application of simplified approach does not require the Group to track changes in credit risk. Rather, it recognises impairment loss allowance based on lifetime ECLs at each reporting date, right from its initial recognition.

To measure the expected credit losses, trade receivables have been grouped based on shared credit risk characteristics and the days past due. The Group's trade receivable are generally having credit period from 30 to 60 days and historically, majority of trade receivables are recovered subsequently.

The Group uses a provision matrix to measure the ECLs of trade receivables. The provision matrix is initially based on the Group's historical observed default rates. Based on evaluation carried out and to the best estimate of management, historical loss sufficiently covers expected loss as well as future contingencies and adjustment for forward looking factors are not considered significant, hence no adjustment for forward looking factors is carried.

Computation of Allowance for impairment losses:

ECL is computed based on the trade receivable as at reporting period by applying the bucket wise lifetime loss rate (PDs) determined for each reporting period.

Other financial assets:

Balances with banks are considered to have negligible risk or nil risk, as they are maintained with high rated banks / financial institutions as approved by the Board of directors. Other financial assets mainly Includes deposit given. Based on assessment carried by the Group, entire receivable under this category is classified as "Stage 1". There is no history of loss and credit risk and the amount of provision for expected credit losses on other financial assets is negligible.

Ageing for Trade receivables under simplified approach

Undisputed- considered good


31 March 2024	Not Due	Less than 6 months	6 months-1 year	More than 1 year	Total
Gross carrying amount	4,343.56	16,322.12	4,919.31	2,205.81	27,790.80
Provision for expected credit losses	-	233.12	942.97	1,211.12	2,387.21
Carrying amount of Trade receivable (net of impairment)	4,343.56	16,089.00	3,976.34	994.69	25,403.59

31 March 2023	Not Due	Less than 6 months	6 months-1 year	More than 1 year	Total
Gross carrying amount	5,013.47	16,648.09	962.24	1,545.52	24,169.32
Provision for expected credit losses	-	1,466.94	81.22	807.16	2,355.32
Carrying amount of Trade receivable (net of impairment)	5,013.47	15,181.15	881.02	738.36	21,814.00

1 April 2022	Not Due	Less than 6 months	6 months-1 year	More than 1 year	Total
Gross carrying amount	3,281.29	11,884.32	221.89	879.95	16,267.45
Provision for expected credit losses	673.10	757.88	92.19	689.80	2,212.97
Carrying amount of Trade receivable (net of impairment)	2,608.19	11,126.44	129.70	190.15	14,054.48



(This space has been intentionally left blank)



(C) Liquidity risk

Liquidity risk is the risk that the Group will not be able to meet its financial obligations as they become due. The Group manages its liquidity risk by ensuring, as far as possible, that it will always have sufficient liquidity to meet its liabilities when due.

Maturities of financial liabilities:

The table below summarizes the undiscounted maturity profile of the Group's financial liabilities on an undiscounted basis:

Particulars	Carrying value	Contractual cash flows			
		Total	Within 1 year	1-5 years	More than 5 years
As at 31 March 2024					
Borrowings	21,060.90	21,060.90	13,993.15	7,067.75	-
Lease liabilities	10,648.06	11,690.09	3,687.60	7,632.89	369.60
Trade payables	5,354.27	5,354.27	5,354.27	-	-
Other financial liabilities	7,309.24	7,185.76	5,830.41	1,355.35	-
Total	44,372.47	45,291.02	28,865.43	16,055.99	369.60
As at 31 March 2023					
Borrowings	13,496.19	13,496.19	9,679.52	3,816.67	-
Lease liabilities	6,159.77	7,568.43	2,162.89	4,546.93	858.61
Trade payables	7,096.96	7,096.96	7,096.96	-	-
Other financial liabilities	5,157.30	5,002.68	5,002.68	-	-
Total	31,910.22	33,164.26	23,942.05	8,363.60	858.61
As at 1 April 2022					
Borrowings	9,592.21	9,592.21	5,866.62	3,725.59	-
Lease liabilities	4,293.14	5,071.92	1,763.61	2,891.63	416.68
Trade payables	5,074.97	5,074.97	5,074.97	-	-
Other financial liabilities	4,175.69	4,090.66	3,813.10	277.56	-
Total	23,136.01	23,829.76	16,518.30	6,894.78	416.68

(This space has been intentionally left blank)



45 Capital management

For the purpose of the Group's capital management, capital includes issued equity capital, securities premium and all other equity reserves attributable to the equity holders. The primary objective of the Group's capital management is to maximize the shareholder value and to ensure the Group's ability to continue as a going concern.

The Group's objectives when managing capital are to:

- safeguard their ability to continue as a going concern, so that they can continue to provide returns for shareholders and benefits for other stakeholders, and
- provide an adequate return to shareholders by pricing products and services commensurately with the level of risk.

In order to maintain or adjust the capital structure, the Group may adjust the amount of dividends paid to shareholders, return capital to shareholders, issue new shares or sell assets to reduce debt. Consistent with others in the industry, the Group monitors capital on the basis of the following ratio: Net debt divided by total equity.

Particulars	As at 31 March 2024	As at 31 March 2023	As at 01 April 2022
Net debt (Refer note (i) below)	29,410.61	16,475.90	6,058.71
Equity (Refer note (ii) below)	27,114.28	23,720.94	18,776.48
Net debt to equity	1.08	0.69	0.32

(i) Net Debt comprises of total borrowings (including interest accrued but not due) and lease liabilities reduced by Cash and cash equivalents and Other bank balances.

(ii) Equity comprises of equity share capital and other equity.

Dividend

	As at 31 March 2024	As at 31 March 2023
Equity shares (Face value of INR 1 each)		
(i) Equity shares		
Interim dividend for the year ended 31 March 2024 of INR 0.1 per (31 March 2023 - INR 5 per) fully paid share	126.01	157.52
(ii) Dividends not recognised at the end of the reporting period		
The directors have recommended the payment of a final dividend of INR 0.2 per fully paid equity share (31 March 2023 - Nil). This proposed dividend is subject to the approval of shareholders in the ensuing annual general meeting.	252.02	-

Financial risk management objective and policies

This section gives an overview of the significance of financial instruments for the Group and provides additional information on the balance sheet. Details of significant accounting policies, including the criteria for recognition, the basis of measurement and the basis on which income and expenses are recognised, in respect of each class of financial asset, financial liability and equity instrument are disclosed in Note 2.

46 Details of Corporate Social Responsibility (CSR) expenses:

Particulars	For the year ended 31 March 2024	For the year ended 31 March 2023
(i) Gross amount required to be spent by the Group during the year	15.38	-
(ii) Amount approved by the Board to be spent during the year	18.00	-
(iii) Amount spent during the year (in cash)		
- on construction/ acquisition of any asset	-	-
- on purpose other than above	18.00	-
(iv) Shortfall / (Excess) at the end of the year	(2.62)	-
(v) Total of previous years shortfall	-	-
(vi) Details of related party transactions	-	-
(vii) Unspent amount in relation to:		
- Ongoing project	-	-
- Other than ongoing project	-	-

Note- The Holding Company has not made any contribution to related parties towards CSR. The Holding Company has not incurred any CSR expenditure with related parties.

47 Employee stock option plan

Xplere Employee Stock Option Plan 2023 ("ESOP 2023") was approved by the Board of Directors and the Shareholders of the Holding Company on 19 May 2023 and 20 May 2023 respectively. The ESOP 2023 covers grant of Options to the specified employees of the Group covered under ESOP 2023.

This valuation report has been prepared as per Black Scholes model and which takes into consideration the key components like Historical Volatility, Exercise Price and Risk-free rate-of-return which in turn calculated as per the documents provided by the management of the Holding Company like the ESOP Plan, fair value of shares derived based on the fair value of shares using acceptable pricing methodology, sample ESOP grant letters, etc

(A) Reconciliation of total outstanding share options

	For the year ended 31 March 2024		For the year ended 31 March 2023	
	No. of stock options	Weighted average exercise price	No. of stock options	Weighted average exercise price
Options Outstanding at the beginning of year	-	-	-	-
Options Granted during the year	15,82,608	60.00	-	-
Options Exercised during the year	-	-	-	-
Options Forfeited / Expired during the year	-	-	-	-
Options Outstanding at the end of year	15,82,608	60.00	-	-



(B) Tranche wise terms of options

Scheme	Tranche 1	Tranche 2	Tranche 3	Tranche 4
Grant date	01-Oct-23 01-Nov-23 01-Dec-23 01-Jan-24 05-Jan-24	01-Oct-23 01-Nov-23 01-Dec-23 01-Jan-24 05-Jan-24	01-Oct-23 01-Nov-23 01-Dec-23 01-Jan-24 05-Jan-24	01-Oct-23 01-Nov-23 01-Dec-23 01-Jan-24 05-Jan-24
Vesting period from grant date	12 months	24 months	36 months	48 months
Exercise date	Within 5 years from vesting date	Within 5 years from vesting date	Within 5 years from vesting date	Within 5 years from vesting date
Number of options granted	3,95,652	3,95,652	3,95,652	3,95,652
Exercise price	60.00	60.00	60.00	60.00
Fair Value of option as on the date of grant	22.63	26.38	29.61	32.43

(C) The fair value of options is measured using Black-Scholes valuation model. The key inputs used in the measurement of the grant date fair

Particulars	For the year ended 31 March 2024
Risk free interest rates	6.96% - 7.18%
Expected life (in years)	9 years
Volatility	44.27%

Expected life of option is the period for which the Group expects the options to be alive. The minimum life of a stock option is the minimum period before which the options cannot be exercised, and the maximum life is the period after which the option cannot be exercised.

Historical Volatility is a measure of the amount by which a price has fluctuated or is expected to fluctuate during the period the measure volatility is used in the Black Scholes option - pricing model is the annualized standard deviation of the continuously compounded rate of the return of the stock over a period of time.

(D) Expense recognised in profit or loss from share based payment transaction

Particulars	For the year ended 31 March 2024
Employee share based payment expense recognised in the consolidated statement of profit and loss	95.90

48 Other regulatory information

(i) Fair valuation of investment property

The Group does not have any investment property.

(ii) Revaluation of property, plant and equipment (including right-of-use assets) and intangible assets

The Group has not revalued its property, plant and equipment (including right-of-use assets) or intangible assets or both during the current or previous year.

(iii) Loans or advances to specified persons

The Group has not given any loans or advances to specified persons both during the current or previous year.

(iv) Details of benami property held

No proceedings have been initiated on or are pending against the Group for holding benami property under the Benami Transactions (Prohibition) Act, 1988 (45 of 1988) and Rules made thereunder in the current year and previous year.

(v) Wilful Defaulter

The Group has not been declared wilful defaulter by any bank or financial institution or government or any government authority in the current year and previous year.

(vi) Relationship with struck off companies

The Group does not have any transactions or balance outstanding with companies struck off under section 248 of the Companies Act, 2013 or section 560 of Companies Act, 1956 in the current year and previous year.

(vii) Registration of charges or satisfaction with Registrar of Companies (ROC)

The Group does not have any charges or satisfaction which is yet to be registered with ROC beyond the statutory period in the current year and previous year.

(viii) Compliance with number of layers of companies

The Group has complied with the number of layers prescribed under section 2(87) of the Companies Act, 2013 read with Companies (Restriction on Number of Layers) Rules, 2017 in the current year and previous year.

(ix) Compliance with approved Scheme(s) of Arrangements

The wholly owned subsidiary, Competent Synergies Private Limited ("CSPL") has merged with Holding Company, via a scheme of amalgamation ("the Scheme") during the current year w.e.f. 1 April 2022. The step-down subsidiary of the Group, Advanced Communication Group ("ACG"), has merged with another step-down subsidiary, Americal Inc. vide approval of the State of Ohio and State of Florida, respectively, during the previous year w.e.f. 1 April 2022. The step-down subsidiaries of the Group, MKB Enterprises, Inc., Vital Solutions, Inc. and Vital Outsourcing Inc., has merged with its wholly owned subsidiary, O'Curran Inc., vide approval of the State of Utah, the State of Georgia and the State of Idaho during the previous year w.e.f. 1 April 2022. Refer Note 1.



(x) Utilisation of Borrowed funds and share premium in the current year and previous year:

The Group has not advanced or loaned or invested funds to any other person(s) or entity(ies), including foreign entities (Intermediaries) with the understanding that the intermediary shall:

- directly or indirectly lend or invest in other persons or entities identified in any manner whatsoever by or on behalf of the Group (Ultimate Beneficiaries) or
- provide any guarantee, security or the like to or on behalf of the ultimate beneficiaries.

The Group has not received any fund from any person(s) or entity(ies), including foreign entities (Funding Party) with the understanding (whether recorded in writing or otherwise) that the Company shall:

- directly or indirectly lend or invest in other persons or entities identified in any manner whatsoever by or on behalf of the Funding Party (Ultimate Beneficiaries) or
- provide any guarantee, security or the like on behalf of the ultimate beneficiaries.

(xii) Undisclosed income

The Group does not have any undisclosed income not recorded in the books of account that has been surrendered or disclosed as income during the year in the tax assessments under the Income Tax Act, 1961 in the current year or previous year.

(xiii) Details of Crypto Currency or Virtual Currency

The Group has not traded or invested in crypto currency or virtual currency during the current or previous year.

(xiv) Utilisation of borrowings availed from banks and financial institutions

The borrowings obtained by the Group from banks and financial institutions have been applied for the purposes for which such borrowings were taken in the current year and previous year.

(xv) Details of Loan given, Investments made and Guarantee given covered under section 186(4) of the Companies Act, 2013

The Group has complied with the provisions of Sections 186 of the Companies Act, 2013, in respect of loans granted, investments made and guarantees given in the current year or previous year. Refer note 24 for details.

49 The Group has appointed independent consultants for conducting a transfer pricing study for the year ended March 31, 2024 to determine whether the transactions with related parties were undertaken at "arms length basis". Adjustments, if any, arising from the transfer pricing study shall be accounted for, as and when the study is completed. The management confirms that all international transactions with related parties are undertaken at negotiated contracted prices on usual commercial terms. The transfer pricing report for the year ended March 31, 2023 has been obtained and there are no adverse comments requiring adjustments in the financial statements for the current year.

50 The Code on Social Security 2020 ('the Code') relating to employee benefits, during the employment and post-employment, has received Presidential assent on 28 September, 2020. The Code has been published in the Gazette of India. Further, the Ministry of Labour and Employment has released draft rules for the Code on 13 November, 2020. However, the effective date from which the changes are applicable is yet to be notified and rules for quantifying the financial impact are also not yet issued.

The Group will assess the impact of the Code and will give appropriate impact in the financial statements in the year in which, the Code becomes effective and the related rules to determine the financial impact are published.

51 Segment Information

Board of Directors has been identified as the Chief Operating Decision Maker ("CODM") as defined by Ind AS 108, "Operating Segments". The CODM evaluates the Group's performance and reviews revenue and earnings before interest expense, taxes, depreciation and amortisation as the performance indicator. The Group operates in one segment only i.e. "Business process management services". The CODM evaluates performance of the Group as one single segment. Accordingly, segment information has not been separately disclosed.

Geographical Segment has been presented below -

(i) Details of revenue based on geographical location of customers is as below:

Particulars	For the year ended 31 March 2024	For the year ended 31 March 2023
India	23,577.99	31,154.22
United States of America	50,337.82	44,463.58
Canada	6,632.20	8,002.83
Others	18,583.51	26,878.43
Total	99,131.52	1,10,499.06

Major Customers greater than 10% of total revenue


One customers has contributed to more than 10% of the total revenue amounting to INR 14,073.76 lakhs (31 March 2023 - One customer amounting to INR 9,168.26 lakhs).

(ii) Details of non-current assets (property, plant and equipment, capital work-in-progress, right-of-use assets, goodwill, intangibles and intangibles assets under development) based on geographical area is as below:

Particulars	As at 31 March 2024	As at 31 March 2023	As at 1 April 2022
India	5,280.73	4,819.43	4,236.75
Rest of World	32,003.59	20,083.90	12,997.78
Total	37,284.32	24,903.33	17,234.53

52 Note on Audit Trail

Under Rule 11(g) of the Companies (Audit and Auditors) Rules, 2014, Companies are required to comply with certain reporting obligations effective from 1 April 2023. The Holding Company is using Tally, an ERP-based accounting software, and Quick book along with it's one subsidiary company incorporated in India for maintaining its books of accounts which does not have feature of recording audit trail (edit log) facility for all the transactions recorded in the accounting software.



53 Goodwill

Particulars	As at 31 March 2024	As at 31 March 2023	As at 01 April 2022
Cost as at beginning of the year	7,097.07	2,361.01	-
Additions related to acquisitions	1,449.34	4,287.09	-
Exchange differences on consolidation	217.48	448.97	-
Cost as at end of the year	8,763.89	7,097.07	2,361.01
Impairment as at beginning of the year	-	-	-
Charge for the year	-	-	-
Exchange differences on consolidation	-	-	-
Impairment as at end of the year	-	-	-
Net book value as at beginning of the year	7,097.07	2,361.01	-
Net book value as at end of the year	8,763.89	7,097.07	2,361.01

The Carrying value of Goodwill includes INR 4,682.27 lakhs (31 March 2023: INR 4,615.54 lakhs, 1 April 2022: Nil) that arose on the acquisition of Boomsourcing in financial year 2022-23 and has been tested in the current year against the recoverable amount of the Business Unit Boomsourcing cash generating unit (CGU) by the Group. The goodwill relates to expected synergies from combining Boomsourcing's activities with those of the Group and to assets, which could not be recognised as separately identifiable intangible assets. The goodwill is tested annually for impairment or more frequently if there are any indications that the goodwill may be impaired.

The outcome of the Group's goodwill impairment as at 31 March 2024 for CGU Boomsourcing resulted in no impairment of goodwill (31 March 2023: Nil, 1 April 2022: Nil).

The Carrying value of Goodwill includes INR 1,052.22 lakhs (31 March 2023: INR 1,033.31 lakhs, 1 April 2022: Rs 1,029.90 lakhs) that arose on the acquisition of Finaccess BPO, Morocco in earlier years and has been tested in the current year against the recoverable amount of the Business Unit Finaccess cash generating unit (CGU) by the Group. The goodwill relates to expected synergies from combining Finaccess's activities with those of the Group and to assets, which could not be recognised as separately identifiable intangible assets. The goodwill is tested annually for impairment or more frequently if there are any indications that the goodwill may be impaired.

The outcome of the Group's goodwill impairment as at 31 March 2024 for CGU Finaccess resulted in no impairment of goodwill (31 March 2023: Nil, 1 April 2022: Nil).

The Carrying value of Goodwill includes INR 1,469.15 lakhs (31 March 2023: INR 1,448.21 lakhs, 1 April 2022: Rs 1,331.10 lakhs) that arose on the acquisition of O'Curran Inc, USA in earlier years and has been tested in the current year against the recoverable amount of the Business Unit O'Curran cash generating unit (CGU) by the Group. The goodwill relates to expected synergies from combining O'Curran's activities with those of the Group and to assets, which could not be recognised as separately identifiable intangible assets. The goodwill is tested annually for impairment or more frequently if there are any indications that the goodwill may be impaired.


The outcome of the Group's goodwill impairment as at 31 March 2024 for CGU O'Curran resulted in no impairment of goodwill (31 March 2023: Nil, 1 April 2022: Nil).

The Carrying value of Goodwill includes INR 941.62 lakhs and INR 618.63 lakhs (31 March 2023: Nil, 1 April 2022: Nil) that arose on the acquisition of Omind Technologies Inc. and Ready Call Centre Limited, respectively, during the current year.

The Group has conducted sensitivity analysis including sensitivity in respect of discount rate on the impairment assessment of goodwill. The Group believes that no reasonably possible change in any of the key assumptions used in the model would cause the carrying value of goodwill to materially exceed its recoverable value.



(This space has been intentionally left blank)



Fusion CX Private Limited (Formerly Xplore-Tech Services Private Limited)

Summary of material accounting policies and other explanatory information of consolidated financial statements for the year ended 31 March 2024

(All amount are in INR Lakhs, unless otherwise stated)

Acquisition during the year

(A) Acquisition of Ready Call Centre Limited

(i) On 27 March 2024, the step-down Subsidiary Company Ameridial Inc. acquired 100% stake in Ready Call Center Limited, Beliez (RCCL). RCCL is engaged in the business of outsourced contract center service business. The control of RCCL has been transferred to the Holding Company on execution of share purchase agreement in the current year on 27 March 2024 and the acquisition has been accounted as per Ind AS 103. Consequently, the holding company has recognised Customer Relationships and Goodwill as per note below

(ii) The investment will enhance Group's presence in Latin America Market

(iii) Goodwill is attributable to the benefit of expected synergies, revenue growth and future market developments. These benefits are not recognised separately from goodwill because they do not meet the recognition criteria for identifiable intangible assets

(iv) From the date of acquisition, RCCL has contributed Nil to revenue from operations and Nil profit to profit before tax.

Had the acquisition been effected at 01 April 2023, the revenue of the Group would have been INR 19,514.95 lakhs and profit before tax to the Group would have been INR 1,479.43 lakhs respectively.

(v) Details of purchase consideration, the net assets acquired and goodwill are as follows:

Purchase consideration	Amount
Cash Paid	4,996.30
Contingent consideration	3,312.80
Total purchase consideration	8,309.10

(vi) The assets acquired and liabilities assumed has been accounted for at fair values as per Ind-AS 103 as follows -

No.	Particulars	Amount
A.	Consideration Transferred	8,309.10
	Total Consideration(A)	8,309.10
B.	Fair value of identifiable assets and liabilities recognised as a result of the Acquisition	
	Assets	
(i)	Property, plant and equipment	1,471.78
(ii)	Customer relationships	4,426.02
(iii)	Intangible assets	1,179.99
(iv)	Right to use Asset	3,179.62
(v)	Trade receivables	2,325.63
(vi)	Other assets - current	315.94
	Total Assets Acquired (a)	12,898.98
	Liabilities	
(i)	Lease liability	3,409.21
(ii)	Trade payables	319.68
(iii)	Other financial liabilities	8.09
(iv)	Bank Overdraft	1,062.19
(v)	Employee benefit obligations	386.51
(vi)	Current Tax Liabilities	22.83
	Total Liabilities Acquired (b)	5,208.51
C.	Net assets recognised pursuant to the Scheme (a-b) (B)	7,690.47
D.	Goodwill	618.63

Goodwill represents excess of fair value of consideration given over identifiable net assets. The acquisition date fair value of accounting acquiree's identifiable assets and liabilities are based on independent valuations obtained by the holding company

(vii) Significant estimate: Contingent consideration

In the event that certain pre-determined EBITDA targets are achieved by Ready Call Centre Limited for the next one and two years from the date of acquisition, additional consideration of INR 4,087.88 lakhs may be payable in cash on April 30, 2026.

The potential undiscounted amount payable under the agreement is INR 2,271.04 lakhs if certain EBITDA target for first year post acquisition is met and further INR 1,816.84 lakhs a if certain EBITDA target for second year post acquisition is met. The fair value of the contingent consideration of INR 3,312.80 lakhs was estimated by calculating the present value of the future expected cash flows. The estimates are based on a discount rate of 15.9% p.a and are assumed at a probability of 100% achievement of pre-determined EBITDA targets.



Acquisition during the year**(B) Acquisition of Omind Technologies Inc.**

(f) On 31 December 2023, the Subsidiary Company O'Curran Inc. acquired 100% stake in Omind Technologies Inc., US (along with its subsidiary Omind Technologies Private Limited, India) for a consideration of INR 8.30 lakhs. Omind Technologies Inc. is engaged in the business of Software Development and Consulting. The control of Omind Technologies Inc. has been transferred to the Holding Company on execution of share purchase agreement in the current year on 31 December 2023 and the acquisition has been accounted as per Ind AS 103. Consequently, the holding company has recognised Goodwill as per note below.

(ii) The investment will enhance the technology aspect of the various business process management related services being provided by the Group to its customers

(iii) Goodwill is attributable to the benefit of expected synergies, revenue growth and future market developments. These benefits are not recognised separately from goodwill because they do not meet the recognition criteria for identifiable intangible assets

(iv) From the date of acquisition, Omind Technologies Inc. has contributed INR 454.31 lakhs to revenue from operations and a loss of INR 139.02 lakhs to loss before tax. Had the acquisition been effected at 01 April 2023, the revenue of the Group would have been higher by INR 1,370.43 lakhs and loss before tax to the Group would have been higher by INR 400.43 lakhs respectively.

(v) Details of purchase consideration, the net assets acquired and goodwill are as follows:


Purchase consideration	Amount
Cash Paid	8.30
Total purchase consideration	8.30

(vi) The assets acquired and liabilities assumed has been accounted for at fair values as per Ind-AS 103 as follows -

No.	Particulars	Omind India Amount	Omind USA Amount	Total Amount
A.	Consideration Transferred			8.30
	Total Consideration(A)	-	-	8.30
B.	Fair value of identifiable assets and liabilities recognised as a result of the Acquisition			-
	Assets			
(i)	Property, plant and equipment	565.73	-	565.73
(ii)	Intangible assets	-	597.39	597.39
(iii)	Trade receivables	518.82	161.85	680.68
(iv)	Cash and cash equivalents	8.97	91.89	100.86
(v)	Other assets - current	89.75	121.62	211.36
(vi)	Current tax assets	-	86.17	86.17
	Total Assets Acquired (a)	1,183.27	1,057.91	2,241.18
	Liabilities			
(i)	Long Term Borrowing	-	1,374.56	1,374.56
(ii)	Trade payables	792.78	608.45	1,401.23
(iii)	Other Liabilities - current	250.64	37.16	287.80
	Total Liabilities Acquired (b)	1,043.42	2,020.17	3,063.59
C.	Net assets recognised pursuant to the Scheme (a-b) (B)	139.85	(962.26)	(822.41)
D.	Goodwill			830.71

Goodwill represents excess of fair value of consideration given over identifiable net assets. The acquisition date fair value of accounting acquiree's identifiable assets and liabilities are based on independent valuations obtained by the holding company

(This space has been intentionally left blank)



Acquisition during the year**(C) Acquisition of Boomsourcing LLC**

(i) On 1 May 2022, the Subsidiary Company, O'Curran Inc. acquired 100% stake in Boomsourcing LLC, US (along with its subsidiary Teleserv Asia Solution Inc, Philippines). Boomsourcing LLC is engaged in the business of business process outsourcing (BPO). The control of Boomsourcing LLC has been transferred to the Holding Company on execution of share purchase agreement on 1 May 2022 and the acquisition has been accounted as per Ind AS 103. Consequently, the holding company has recognised Customer Relationships and Goodwill as per note below.

(ii) The investment will enhance Group's presence in BFSI segment

(iii) Goodwill is attributable to the benefit of expected synergies, revenue growth and future market developments. These benefits are not recognised separately from goodwill because they do not meet the recognition criteria for identifiable intangible assets

(iv) From the date of acquisition, Boomsourcing LLC has contributed INR 13,019.13 lakhs to revenue from operations and a loss of INR 473.32 lakhs to profit before tax. Had the acquisition been effected at 01 April 2022, the revenue of the Group would have been higher by INR 996.47 lakhs and loss before tax to the Group would have been higher by INR 360.02 lakhs respectively

(v) Details of purchase consideration, the net assets acquired and goodwill are as follows:

Purchase consideration	Amount
Cash Paid	4,026.58
Contingent consideration	1,051.63
Total purchase consideration	5,080.21

(vi) The assets acquired and liabilities assumed has been accounted for at fair values as per Ind-AS 103 as follows -

No.	Particulars	Boomsourcing LLC Amount	Teleserv Asia Solutions Inc Amount	Total Amount
A.	Consideration Transferred			5,080.21
	Total Consideration(A)	-	-	5,080
B.	Fair value of identifiable assets and liabilities recognised as a result of the Acquisition			
	Assets			
(i)	Property, plant and equipment	95.63	24.19	119.81
(ii)	Customer relationships	772.29	-	772.29
(iii)	Trade receivables	810.93	10.34	821.28
(iv)	Cash and cash equivalents	190.95	30.16	221.11
(v)	Other assets - current	151.80	15.28	167.08
	Total Assets Acquired (a)	2,021.61	79.97	2,101.57
	Liabilities			
(i)	Trade payables	-	-	-
(ii)	Deferred tax Liability on customer relationship	1,083.73	62.54	1,146.27
	Total Liabilities Acquired (b)	162.18	-	162.18
		1,245.91	62.54	1,308.45
C.	Net assets recognised pursuant to the Scheme (a-b) (B)	775.70	17.42	793.12
D.	Goodwill			4,287.09

Goodwill represents excess of fair value of consideration given over identifiable net assets. The acquisition date fair value of accounting acquiree's identifiable assets and liabilities are based on independent valuations obtained by the holding company


(vii) Significant estimate: Contingent consideration

In the event that certain pre-determined sales volumes are achieved by Boomsourcing, LLC for the next one and two years from the date of acquisition, additional consideration of INR 1334.73 lakhs was payable in cash on April 30, 2024 and has been paid subsequently.

The potential undiscounted amount payable under the agreement is INR 667.36 if sales for 12 consecutive months ending April 30, 2023 post acquisition crosses INR 13,819.28 lakhs and INR 667.36 if sales for further 12 consecutive months ending April 30, 2024 crosses INR 13,954.08 lakhs. The fair value of the contingent consideration of INR 1,051.63 lakhs was estimated by calculating the present value of the future expected cash flows. The estimates are based on a discount rate of 17.5% p.a and are assumed at a probability of 100% achievement of pre-determined sales volumes.

During the year ended March 31, 2024, the contingent consideration has been fair valued resulting in a decrease, as the actual sales revenue achieved by Boomsourcing, LLC was lesser than the initial estimates of forecasted revenue levels. A gain on re-measurement of contingent consideration of INR 292.79 lakhs was included in consolidated statement of profit and loss.

(This space has been intentionally left blank)



Fusion CX Private Limited (Formerly Xplore-Tech Services Private Limited)


Summary of material accounting policies and other explanatory information of consolidated financial statements for the year ended 31 March 2024

(All amount are in INR Lakhs, unless otherwise stated)

54 Consolidated financial statements comprises the financial statements of Fusion CX Private Limited (Formerly Xplore-Tech Services Private Limited), and its subsidiaries as listed below:

S.No	Name of Entity	Principal activities	Country of Incorporation	Proportion of ownership (%) as at 31 March 2024	Proportion of ownership (%) as at 31 March 2023	Proportion of ownership (%) as at 1 April 2022
(A)	Subsidiaries					
1	O'Curran Inc.	BPO / IT and ITes	USA	100%	100%	100%
2	Fusion BPO Services Limited	BPO / IT and ITes	Canada	100%	100%	100%
(B)	Step-down Subsidiary					
1	Fusion BPO Services S.A. DE C.V	BPO / IT and ITes	El Salvador	100%	100%	100%
2	Fusion BPO Services Phils. Inc.	BPO / IT and ITes	Philippines	100%	100%	100%
3	AKB Enterprise Inc. (Merged O'curran Inc. with effect from 31 December 2022)	Travel and Tourism	USA	0%	0%	100%
4	Fusion BPO Invest Inc.	BPO / IT and ITes	USA	100%	100%	100%
5	Fusion BPO Services S.A.S (Columbia)	BPO / IT and ITes	Columbia	100%	100%	100%
6	Fusion BPO, S.de R.L.de C.V. (Mexico)	BPO / IT and ITes	Mexico	100%	100%	100%
7	Boomsourcing Inc., USA	BPO / IT and ITes	USA	100%	100%	100%
8	Teleserve Asia Solution Inc.,	BPO / IT and ITes	Philippines	100%	100%	100%
9	Vital Recovery Services LLC	BPO and Collection	USA	100%	100%	100%
10	Fusion BPO Services Ltd. (Jamaica)	BPO / IT and ITes	Jamaica	100%	100%	100%
11	Fusion BPO Services Ltd. (UK)	BPO / IT and ITes	UK	100%	100%	100%
12	Omind Technologies, Inc. (Acquired on 31st December 2023)	BPO / IT and ITes	USA	100%	0%	0%
13	Vital Outsourcing Services Inc. (Merged O'curran Inc. with effect from 31 December 2022)	BPO and Collection	USA	0%	0%	100%
14	Vital Solutions Inc. (Merged O'curran Inc. with effect from 31 December 2022)	BPO and Collection	USA	0%	0%	100%
15	Omind Technologies Private Limited	IT and ITes and Software	India	100%	0%	0%
16	3611507 Canada Inc.	BPO / IT and ITes	Canada	100%	100%	100%
17	Ameridial Inc.	BPO / IT and ITes	USA	100%	100%	100%
18	Fusion BPO Services SHPK	BPO / IT and ITes	Albania	100%	100%	100%
19	Fusion BPO Services Morocco (Formerly Finaccess BPO)	BPO / IT and ITes	Morocco	100%	100%	100%
20	Phoneo SARL	BPO / IT and ITes	Morocco	100%	100%	100%
21	Mondial Phone SARL	BPO / IT and Ites	Morocco	100%	100%	100%
22	Parolis SARL	BPO / IT and Ites	Morocco	100%	100%	100%
23	Parolis SAS	BPO / IT and Ites	France	100%	100%	100%
24	Paro Services Maroc SARL	BPO / IT and Ites	Morocco	100%	100%	100%
25	Paro Services SAS (Merged with Parolis SAS w.e.f 1 January 2023)	BPO / IT and Ites	France	0%	0%	100%
26	Parolis Maroc Services SARL	BPO / IT and Ites	Morocco	100%	100%	100%
27	Advanced Communication Group, Inc. (Merged with Ameridial Inc. with effect from 31 December 2022)	BPO / IT and Ites	USA	0%	0%	100%
28	Ready Call Centre Limited (Acquired on 27th March 2024)	BPO / IT and Ites	USA	100%	0%	0%
29	Omind Technologies Philippines Inc.	IT and ITes and Software	Philippines	100%	0%	0%
30	Fusion BPO Services Co. Limited	BPO / IT and Ites	Thailand	100%	100%	100%
31	Fusion BPO Services SHPK	BPO / IT and ITes	Kosovo	100%	100%	100%

(This space has been intentionally left blank)



55 Additional information as required by General Instructions for Preparation of Consolidated Financial Statements.

As at and for the year ended March 2024

Name of the Group Entity	Net Assets		Share in Profit or Loss		Share in Other Comprehensive Income		Share in Total Comprehensive Income	
	Amount	% of Consolidation	Amount	% of Consolidation	Amount	% of Consolidation	Amount	% of Consolidation
Holding Company								
Fusion CX Private Limited	6,274.30	23.14%	1,419.79	39.15%	87.54	22.50%	1,507.33	37.54%
Subsidiaries / Step down subsidiaries								
Ameridial, Inc. DBA Fusion BPO Services	5,098.80	18.80%	(1,010.10)	-27.86%	-	-	(1,010.10)	-25.16%
Boomsourcing LLC	316.00	1.17%	601.87	16.60%	-	-	601.87	14.99%
Fusion BPO Services Sh. Pk Albania	(426.50)	-1.57%	(183.80)	-5.07%	-	-	(183.80)	-4.58%
Fusion BPO Services Limited, (Canada)	1,104.83	4.07%	611.11	16.85%	-	-	611.11	15.22%
Fusion BPO Services S.A.S. (Columbia)	147.46	0.54%	(101.38)	-2.80%	-	-	(101.38)	-2.52%
Fusion BPO Services S.A. DE C.V (ELS)	1,331.15	4.91%	2,275.77	62.76%	-	-	2,275.77	56.68%
Fusion BPO Invest Inc.	6,541.71	24.13%	(0.04)	0.00%	-	-	(0.04)	0.00%
Fusion BPO Services Ltd.- Jamaica	2,835.78	10.46%	69.71	1.92%	-	-	69.71	1.74%
Fusion BPO Services Sh. Pk Kosovo	(0.79)	0.00%	37.17	1.03%	-	-	37.17	0.93%
Fusion BPO, S. de R.L. de C.V. (Mexico)	(25.03)	-0.09%	(20.95)	-0.58%	-	-	(20.95)	-0.52%
Finaccess BPO	2,636.70	9.72%	265.31	7.32%	-	-	265.31	6.61%
Phoneo	(574.62)	-2.12%	(58.43)	-1.61%	-	-	(58.43)	-1.46%
Parolis	(335.39)	-1.24%	36.19	1.00%	-	-	36.19	0.90%
Paro Services Maroc	5.25	0.02%	(141.90)	-3.91%	-	-	(141.90)	-3.53%
Parolis Maroc Services	(57.72)	-0.21%	29.02	0.80%	-	-	29.02	0.72%
Mondial Phone	29.50	0.11%	123.19	3.40%	-	-	123.19	3.07%
Parolis SAS	(409.15)	-1.51%	(351.70)	-9.70%	-	-	(351.70)	-8.76%
Fusion BPO Services Phils. Inc	13,855.27	51.10%	2,570.36	70.88%	1.69	0.43%	2,572.05	64.06%
Fusion BPO Services Co. Ltd- (Thailand)	52.01	0.19%	1.06	0.03%	-	-	1.06	0.03%
Fusion BPO Services Ltd. (UK)	(57.99)	-0.21%	(52.20)	-1.44%	-	-	(52.20)	-1.30%
O'Curran Inc., DBA Fusion BPO Services	8,407.17	31.01%	939.46	25.91%	-	-	939.46	23.40%
Teleserv Asia Solution Inc.	(64.21)	-0.24%	(166.18)	-4.58%	-	-	(166.18)	-4.14%
Omind Technologies Private Limited	116.55	0.43%	(59.73)	-1.65%	4.00	1.03%	(55.73)	-1.39%
Omind Technologies Inc.	(1,153.91)	-4.26%	(102.24)	-2.82%	-	-	(102.24)	-2.55%
Vital Recovery Services LLC	(356.89)	-1.32%	(1,283.67)	-35.40%	-	-	(1,283.67)	-31.97%
Ready Call Center	3,299.82	12.17%	-	0.00%	-	-	-	0.00%
Total	48,590.10		5,447.69		93.23		5,540.92	
Consolidation Adjustments & Eliminations	(21,475.82)	-79.20%	(1,821.57)	-50.23%	295.90	76.04%	(1,525.67)	-38.01%
	27,114.28	100.00%	3,626.12	100.00%	389.13	100.00%	4,015.25	100.00%

As at and for the year ended March 2023

Name of the Group Entity	Net Assets		Share in Profit or Loss		Share in Others Comprehensive Income		Share in Total Comprehensive Income	
	Amount	% of Consolidation	Amount	% of Consolidation	Amount	% of Consolidation	Amount	% of Consolidation
Holding Company								
Fusion CX Private Limited	4,797.08	20.22%	971.01	24.37%	0.40	-0.04%	971.41	33.73%
Subsidiaries / Step down subsidiaries								
Ameridial, Inc. DBA Fusion BPO Services	6,039.12	25.46%	971.75	24.39%	-	-	971.75	33.75%
Boomsourcing LLC	(285.75)	-1.20%	(431.39)	-10.83%	-	-	(431.39)	-14.98%
Fusion BPO Services Sh. Pk Albania	(210.43)	-0.89%	12.79	0.32%	-	-	12.79	0.44%
Fusion BPO Services Limited, (Canada)	483.48	2.04%	(1,955.27)	-49.08%	-	-	(1,955.27)	-67.90%
Fusion BPO Services S.A.S. (Columbia)	214.83	0.91%	68.59	1.72%	-	-	68.59	2.38%
Fusion BPO Services S.A. DE C.V (ELS)	696.29	2.94%	1,365.08	34.27%	-	-	1,365.08	47.40%
Fusion BPO Invest Inc.	6,448.51	27.18%	(0.01)	0.00%	-	-	(0.01)	0.00%
Fusion BPO Services Ltd.- Jamaica	2,779.32	11.72%	674.96	16.94%	-	-	674.96	23.44%
Fusion BPO Services Sh. Pk Kosovo	(37.76)	-0.16%	(36.52)	-0.92%	-	-	(36.52)	-1.27%
Fusion BPO, S. de R.L. de C.V. (Mexico)	(1.02)	0.00%	(0.06)	0.00%	-	-	(0.06)	0.00%
Finaccess BPO	2,287.64	9.64%	347.99	8.74%	-	-	347.99	12.08%
Phoneo	(483.78)	-2.04%	(212.88)	-5.34%	-	-	(212.88)	-7.39%
Parolis	(358.02)	-1.51%	(163.71)	-4.11%	-	-	(163.71)	-5.69%
Paro Services Maroc	140.02	0.59%	166.80	4.19%	-	-	166.80	5.79%
Parolis Maroc Services	(85.33)	-0.36%	63.79	1.60%	-	-	63.79	2.22%
Mondial Phone	(88.76)	-0.37%	(129.52)	-3.25%	-	-	(129.52)	-4.50%
Parolis SAS	(66.40)	-0.28%	349.04	8.76%	-	-	349.04	12.12%
Fusion BPO Services Phils. Inc	11,516.86	48.55%	4,587.53	115.15%	6.56	-0.59%	4,594.09	159.54%
Fusion BPO Services Co. Ltd- (Thailand)	53.38	0.23%	68.88	1.73%	-	-	68.88	2.39%
Fusion BPO Services Ltd. (UK)	(4.72)	-0.02%	(11.65)	-0.29%	-	-	(11.65)	-0.40%
O'Curran Inc., DBA Fusion BPO Services	7,354.65	31.00%	760.06	19.08%	-	-	760.06	26.39%
Teleserv Asia Solution Inc.	101.02	0.43%	80.85	2.03%	-	-	80.85	2.81%
Vital Recovery Services LLC	(1,597.60)	-6.73%	(1,603.42)	-40.25%	-	-	(1,603.42)	-55.68%
Total	39,692.63		5,944.69		6.96		5,951.65	
Consolidation Adjustments & Eliminations	(15,971.69)	-67.35%	(1,960.83)	-49.22%	(1,111.14)	100.64%	(3,071.99)	-106.67%
	23,720.94	100.00%	3,983.86	100.00%	(1,104.20)	100.00%	2,879.66	100.00%




53 Additional information as required by General Instructions for Preparation of Consolidated Financial Statements.(Cont'd)

As at 1 April 2022

Name of the Group Entity	Net Assets	
	Amount	% of Consolidation
Holding Company		
Fusion CX Private Limited	3,983.19	21.21%
Subsidiaries / Step down subsidiaries		
Ameridial, Inc. DBA Fusion BPO Services	6,296.75	33.54%
Fusion BPO Services Sh. Ph Albania	(194.57)	-1.04%
Fusion BPO Services Limited, (Canada)	2,436.53	12.98%
Fusion BPO Services S.A.S. (Columbia)	24.12	0.13%
Fusion BPO Services S.A. DE C.V (ELS)	1,220.84	6.50%
Fusion BPO Invest Inc.	5,927.07	31.57%
Fusion BPO Services Ltd.- Jamaica	1,876.17	9.99%
Pinaccess BPO	1,673.31	8.91%
Phoneo	(60.05)	-0.32%
Parolis	(188.92)	-1.01%
Paro Services Maroc	(26.67)	-0.14%
Parolis Maroc Services	(146.83)	-0.78%
Mondial Phone	38.75	0.21%
Parolis SAS	(400.80)	-2.13%
Fusion BPO Services Phils. Inc	6,564.94	34.96%
Fusion BPO Services Co. Ltd- (Thailand)	(16.45)	-0.09%
Fusion BPO Services Ltd. (UK)	6.91	0.04%
O'Curran Inc., DBA Fusion BPO Services	7,391.27	39.36%
Vital Recovery Services LLC	67.66	0.36%
Total	36,473.22	
Consolidation Adjustments & Eliminations	(17,696.74)	-94.25%
	18,776.48	100.00%

(This space has been intentionally left blank)



Fusion CX Private Limited (Formerly Xplore-Tech Services Private Limited)
Summary of material accounting policies and other explanatory information of consolidated financial statements for the year ended 31 March 2024
(All amount are in INR Lakhs, unless otherwise stated)

56 Subsequent events after the reporting date

The Holding Company has changed its name from Xplore-Tech Services Private Limited to Fusion CX Private Limited on 26 June 2024 which has been approved by Registrar of Companies (ROC).

57 Extension of Annual General Meeting (AGM) in Financial Year 2023-24

The Holding Company's Annual General Meeting (AGM) as required by Section 96(1) of the Companies Act, 2013 was due to be held on 30 September 2024. However, the Holding Company has applied for extension of Annual General Meeting of the Company vide application no. SRN F9914279 on 30 September 2024 and has received the extension of holding Annual General Meeting within 3 months from 30 September 2024. Accordingly, compliance of Section 96 of Companies Act, 2013 has been ensured. The Holding Company also held Board Meeting on 25 December 2024 for adoption of Consolidated financial statements of the Group.

As per our report of even date

M S K C & Associates LLP (Formerly known as M S K C & Associates)

Chartered Accountants

Firm Registration Number - 0015955/S000168

Jalan . A . A .

Aditya Pawankumar Jalan

Partner

Membership No: 148511



For and on behalf of the Board of Directors of

Fusion CX Private Limited

(Formerly Xplore-Tech Services Private Limited)

CIN No. : U72900WB2004PTC097921

Pankaj Dhanuka

Pankaj Dhanuka

Director

DIN: 00569195

Kishore Saraogi

Kishore Saraogi

Director

DIN: 00623022

Barun Singh

Barun Singh

Company Secretary

Amit Soni

Amit Soni

Chief Financial Officer

Place: Kolkata

Date: 25 December 2024

Place: Kolkata

Date: 25 December 2024